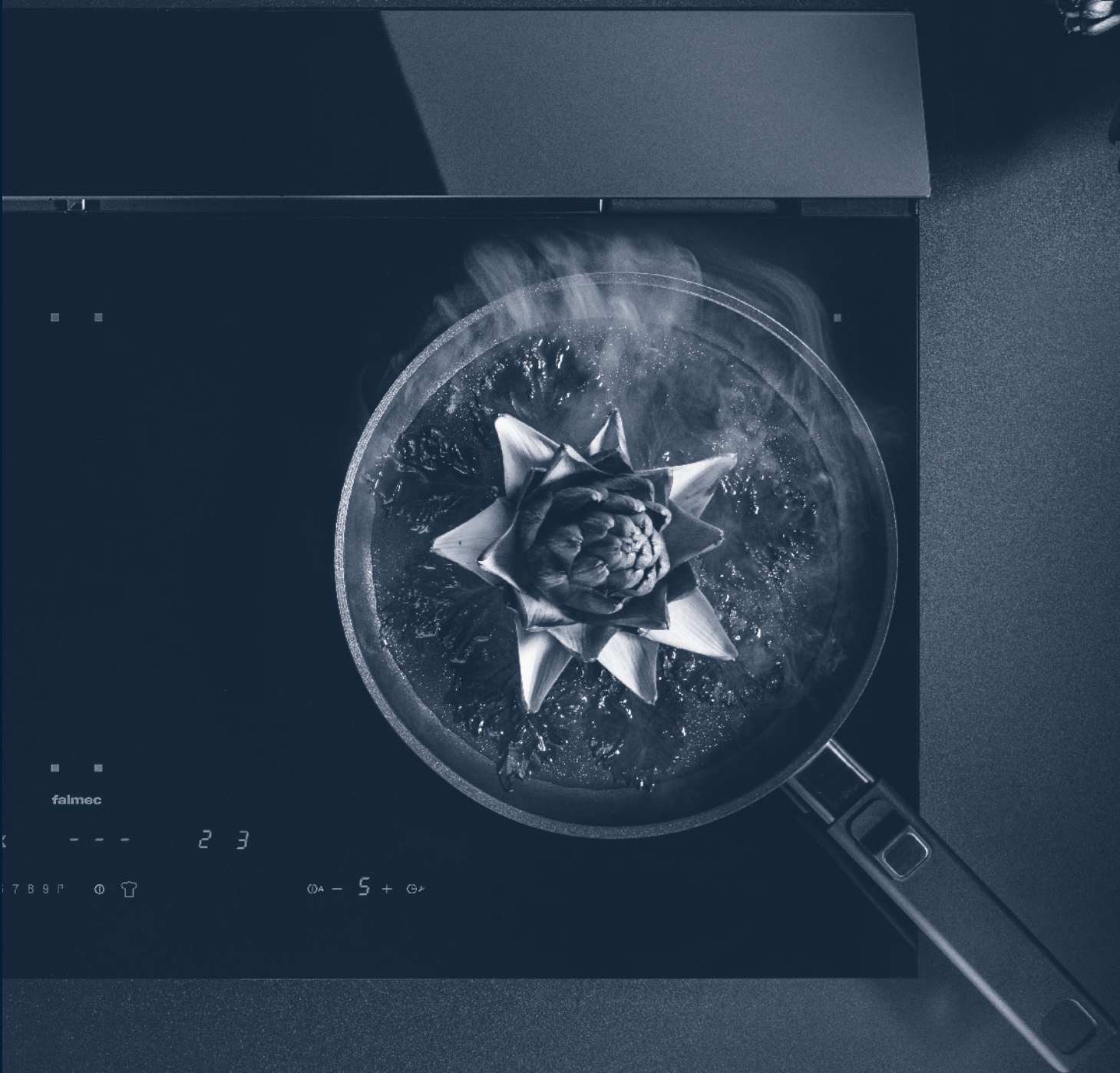


**Solutions**

General Catalogue  
2025/2026 — EN



**falmec**



**falmec**





# Index A— Z

020 Elements		
042	Air Wall	022 Shelf
050 Cooking		
052	Brera	062 Zero
060	Brera 75	072 Zero Easy
084	Level One	
	088 Piani a Induzione 58/78/88/90 cm	
	074 Quantum Pro	
	082 Quantum Pro Easy	
094 Air		
138	Alba	108 Level
168	Aura	104 Level Invisible
		184 Light
134	Built-in	256 Luce
		252 Lumen
268	Cover	188 Lumen Isola 175
		193 Lumen Isola 175 NRS
224	Dama	255 Lumen NRS
098	Down Draft	248 Lumina NRS
308	Elios	228 Mare E.ion
194	Elle	232 Marilyn E.ion
182	Europa	302 Marte Pro
178	Europa 175	294 Mercurio
		262 Mira
290	Flipper	300 Mizar
293	Flipper NRS	132 Move
272	Fusion	
		152 Nube
310	Ginevra Boston	146 Nuvola
108	Gruppo Incasso	150 Nuvola 140
114	Gruppo Incasso Green Tech	
120	Gruppo Incasso Murano	104 Parallel
118	Gruppo Incasso NRS	240 Plane
122	Gruppo Incasso No-Drop	247 Plane No-Drop
116	Gruppo Incasso Pro	245 Plane NRS
		258 Polar
236	Laguna	
200	Levante	
		286 Quasar
		164 Sirio
		156 Skema
		208 Soffio
		216 Sophie
		223 Sophie Lamp
		172 Spazio
		177 Spazio 130
		160 Stella
		298 Stream
		282 Tab
		142 Vega
		276 Verso
		280 Verso Easy
		281 Verso NRS
		204 Vetra
		130 Virgola
		124 Virgola Touch
		128 Virgola Touch NRS
		127 Virgola No-Drop Touch
		212 Vogue
		198 Zenith NRS
		234 Zephro E.ion
		304 Zeus Pro
312 Technical notes and accessories		
314	Filtration or extraction	326 Motorisation
316	Filtering innovation	328 Installation
318	Odour filter kit	329 Installation options for ceiling hoods
321	Odour filter spare parts	330 Installation options for Cooking
322	Table of filters	331 Cooking accessories
325	Grease filter spare parts	
		332 Ducting accessories
		333 Conveyers for filtering models
		334 Extensions
		335 Use and maintenance







Index

Technology legend	011  E.ion® System	013  Multi-Air	017  No-Drop System
	013  Circle.Tech	015  Silence NRS®	088  Dialogue System

020 Elements

Modular systems			
	Shelf 022	Monolith 032	Air Wall 042

050 Cooking

Cooking systems				
	Brera 052	Zero Zero Easy 060-070	Quantum Pro Quantum Pro Easy 072-080	Level One 084

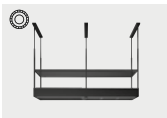

















Induction hobs				
	Induzione 58 cm 082	Induzione 78 cm 091	Induzione 88 cm 092	Induzione 90 cm 093








094 Air














096 Worktop			
	Down Draft 098	Level Invisible 104	Level 108

098 Built-in							
	Virgola Touch Virgola No-Drop Touch Virgola Touch NRS 124-127-129	Virgola 130	Move 132	Parallel 104	Gruppo Incasso 108	Gruppo Incasso Green Tech 114	Gruppo Incasso Pro 116
							
	Gruppo Incasso NRS 118	Gruppo Incasso Murano 120	Gruppo Incasso No-Drop 122	Built-in 134			

136 Ceiling							
	Alba 138	Vega 142	Nuvola Nuvola 140 146-150	Nube 152	Skema 156	Stella 160	Sirio 164
							
	Aura 168						

170 Island							
	Spazio Spazio 130 172-177	Europa 175 178	Europa 182	Light 184	Lumen Island 175 Lumen Island 175 NRS 188-193	Elle 194	Zenith NRS 198
							
	Levante 200	Vetra 204	Soffio 208	Vogue 212	Sophie 216	Sophie Lamp 223	Dama 224
							
	Mare E.ion 228	Marylin E. ion 232	Zephiro E.ion 234	Laguna 236			

238 Wall/Island							
	Plane Plane NRS 240-245	Plane No-Drop 246	Lumina NRS 248	Lumen Lumen NRS 252-255	Luce 256	Polar 258	Mira 262

266 Wall							
	Cover 268	Fusion 272	Verso Verso Easy Verso NRS 276-280-281	Tab 282	Quasar 286	Flipper Flipper NRS 290-293	
<hr/>							
							
	Mercurio 294	Stream 298	Mizar 300	Marte Pro 302	Zeus Pro 304	Elios 308	Ginevra Boston 310





# Genius. Experience. Research. Passion. Attention

*Innovation is in the air: solutions  
for a new quality of life*

Thanks to a decade-long evolution of technology and design, that has transformed new needs and lifestyles into concrete solutions that improve everyday life, Falmecc has become an industry benchmark when it comes to kitchen aspiration.

*A product culture:  
the real made in Italy*

Every Falmecc product is conceived, developed and manufactured entirely in Vittorio Veneto, near Venice. In this area, known as the “stainless steel valley”, artisanal traditions have evolved into one of the most important steel processing industrial districts in Italy. Falmecc combines its knowledge of raw materials and unique personal skills with advanced industrial processes. Its shared product culture is expressed through the perfect balance between creativity and practicality, giving life to achievements of excellence in which every detail counts.

*Sustainability: respect for man  
and nature*

As a family business, Falmecc has never lost sight of certain distinctive fundamental values: its cultural roots, its ties to the territory, and its people. Sustainability is therefore expressed within a general development model that is in tune with the community within which the company operates. On one hand, Falmecc’s focus is on rendering its production increasingly green by fuelling it with renewable energy sources, while on the other it is carrying out on-going research aimed at creating long-lasting products and environmentally friendly technological solutions. This mission is not limited to improving the quality of the air that we breathe in our homes, but it also helps in safeguarding humanity, the atmosphere and the planet’s natural resources.






# Technology and innovation for us all

Falmec transforms a growing desire for well-being, health and comfort in the home into concrete solutions and products that are aimed at the senses: its hoods satisfy our smell, sight, hearing, touch and - with their cooking solutions - taste too. Falmec has always backed up its decades of production experience with research and the development of patented technologies, thus setting new milestones in improving quality of life at home.



# Breathing well, living better

When thinking about the air that we breathe, it is often the outdoor environments that come to mind. However bacteria, mould, viruses, pollen and other harmful substances can spread inside your very own home, particularly in the kitchen. Odours and moisture can also compromise your living comfort. In response, Falmecc has developed cutting-edge technological solutions that filter and purify the air, while guaranteeing complete silence.

 **E.ion® System:**  
***the only technology that is able  
to sanitise the air***

Thanks to controlled bipolar ionisation, our E.ion System equipped hoods release ions into the environment that are able to produce air quality that is comparable with that of the highest mountains or Amazon rainforests. In this way, in addition to neutralising bad smells, irritants and pollutants, our hoods' filtered and ionised air also has a positive effect on your psychological well-being, helping you to concentrate and even lifting your mood.

Our E.ion System equipped hoods have a leaf-shaped sensor that detects the presence of volatile organic compounds (VOCs), odorous gases, formaldehyde, cigarette smoke and other pollutants in the environment. When the sensor detects a worsening of these parameters, it turns yellow in colour, and the hood automatically activates and begins purifying and sanitising the air through controlled bipolar ionisation. Once conditions within the space have improved, the leaf turns green again: an excellent way of monitoring the air quality in your kitchen at all times.



E.ion System sensor

E.ion System technology, as well as its adaptation to Falmecc aspiration systems, is protected by international patents and certifications from authorised bodies. Tests carried out at the universities of Udine and Milan, in accordance with the UNI EN 13725:2004 standard, confirmed a reduction of between 70% and 95% of unpleasant odours.




Learn more  
about our  
E.ion technology



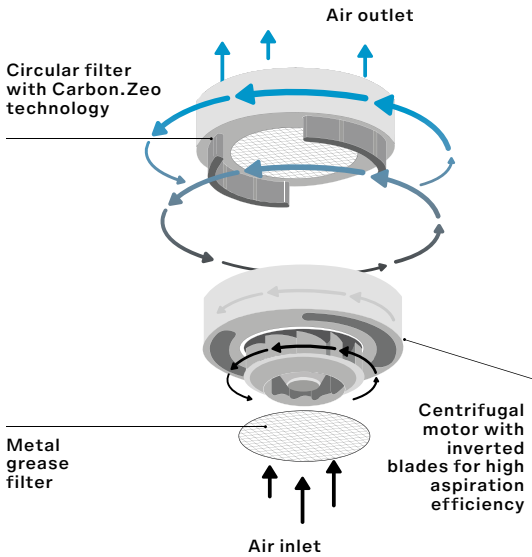
# Innovation is in the air

**Technologies for better air**  
Falmec presents exclusive and patented technological solutions for optimal functionality and performance. Falmec hoods, both in filtering and suction mode, meet one of our basic needs: to breathe. In-depth research, detailed design and unique technological solutions allow for optimal performance efficiency, guaranteeing the highest quality air in any space. The focus on environmental issues and air quality in the home has prompted Falmec to develop its own filtration technologies that can guarantee to us all the benefits derived from recirculation solutions, without compromising suction performance and air sanitisation.

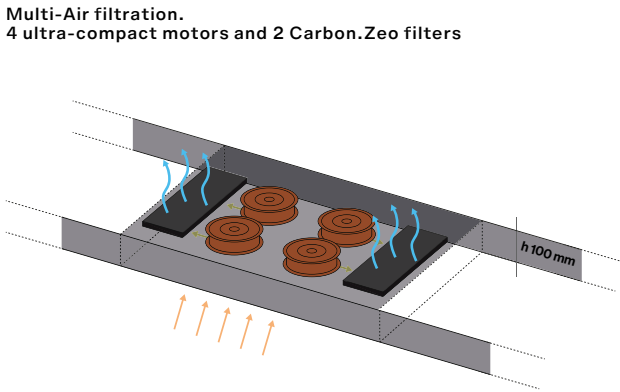
**☼ Carbon.Zeo: filtration according to nature**  
Carbon.Zeo filters contain natural materials such as activated carbon and zeolite, a mineral of volcanic origin, with a crystalline molecular structure that absorbs fumes and bad odours. What's more, zeolite generates heat when it comes into contact with vapour flows, helping to reduce the moisture that is created when cooking. The Carbon.Zeo combined filter comes with a minimum 3-year guarantee, and has an estimated maximum life of 5 years of normal hood use.



**☉ Circle.Tech: filtration has a new form**  
Circle.Tech technology represents a change in perspective when compared to traditional hoods, in that it extends horizontally rather than vertically. Its circular shape allows you to obtain the largest filtering surface in small spaces, without forgoing excellent performance in terms of suction, filtration and reduced noise. With Circle.Tech, fumes do not have to be ducted, rendering it therefore not only versatile, but also simple to install in any space. The air is purified and cooking odours and moisture are eliminated thanks to the Carbon.Zeo combined filter. In addition, Circle.Tech's reduced size and volume allows for the realisation of models of hood that are limited in height, in line with the latest design trends.



**≡ Multi-Air: ultra-powerful filtration with ultra-compact dimensions**  
Multi-Air technology has revolutionised the traditional concept of suction - which normally concentrates on a single point - by dividing it between multiple ultra-compact horizontally distributed motors. Suction is thus spread out and, with a component height of just 10 cm, takes up very little space. The advantages are manifold: increased silence, homogeneous suction and, last but not least, a design with reduced height and thickness, in line with contemporary aesthetic tastes. Our Multi-Air hoods are also equipped with exclusive Carbon.Zeo filters that combine the natural properties of zeolite and carbon to better absorb the organic compounds of cooking and water vapour.



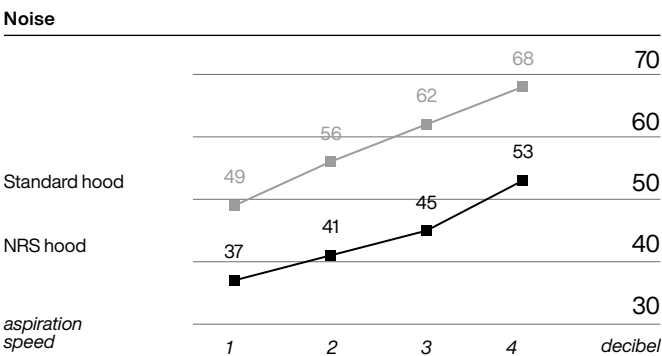


# Absolute silence for you to enjoy

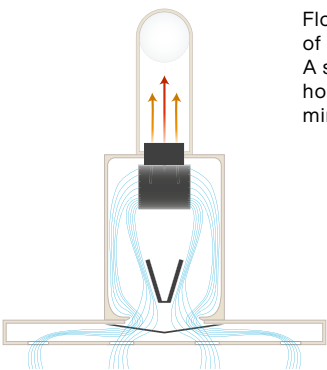
Silence, or reduced noise in our living spaces, is a factor that is fundamental to our well-being, which is often overlooked. This is especially true when it comes to the kitchen, where there may be a number of activities taking place or people gathering, sharing moments of warmth and conviviality. The Falmec models that are equipped with Silence NRS technology guarantee extremely quiet operation thanks to air flow optimisation - which reduces turbulence - as well as the application of specific sound-absorbing materials.

## **Silence NRS®: the importance of acoustic comfort**

The extreme power of the hood motor is often exacerbated by an equally loud operating noise. Falmec has succeeded in combining the highest levels of performance and acoustic well-being with its Silence NRS (Noise Reduction System) technology, a system that was developed in collaboration with laboratories specialising in fluid dynamics, making it possible to create incredibly silent hoods.



Auditory perception works on a logarithmic scale, in which a reduction of 1 decibel in sound corresponds to a 20% decrease in noise. Thanks to research into airflow and the application of materials, Silence NRS hoods are able to reduce noise by up to 86%, making them practically silent. A unique innovation in its market, it is available for both extractor hoods and filtering hoods, with a long lasting, reconditionable high-performance carbon filter.



Flow diagram of the inside of an NRS hood. A soundproofed motor housing and studied airflow minimizes operating noise.





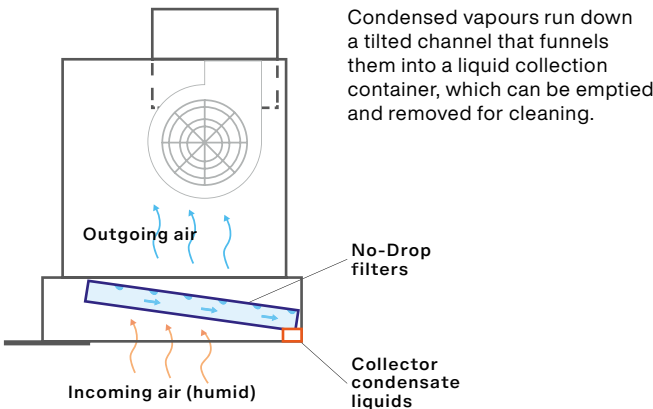
# Technology that simplifies everyday life

Technology is increasingly catering for a range of needs in the home, satisfying desires and simplifying gestures. In line with this trend, Falmec has identified solutions that make life in the kitchen more practical, transforming it into a pleasant and rewarding experience.

## **No-Drop System: catches and eliminates condensation**

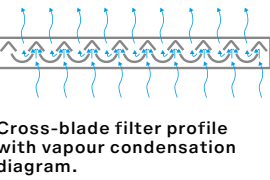
Our No-Drop System is an innovative technology that prevents the formation of condensation caused by cooking vapour, an unpleasant yet common occurrence, especially when using induction hobs. The No-Drop System consists of a set of cross-bladed filters designed to condense vapour and funnel it into a special collector. The result is a dry and healthy kitchen environment.

 Learn more about our No-Drop System technology



## **Dialogue System: connecting your hood and hob**

The Dialogue System allows you to control hood functions directly from the hob through its integrated touch control and wireless radio frequency connection. Therefore, no other receiving devices need to be installed in the hood, and you can directly control air intake without having to remove your hands or look away from the hob. The Dialogue System works using radio frequencies, and connects directly with Falmec hoods, which are specially designed to interact with this technology. Falmec induction hobs equipped with the Dialogue System have a touch slider control panel with a display that allows you to keep all your cooking and suction functions under control with a single glance. In addition, its automatic function allows suction power to be adjusted as required, thereby optimising consumption and performance.






# Falmec style: the perfect balance between style and function

Falmec has developed a true stylistic identity that best balances aesthetic and ergonomic values without compromising functionality. Falmec's technological development opens up new horizons in design, giving space to creativity and beauty. From research carried out by the Falmec Lab and collaborations with contemporary design protagonists, our designs are conceived to fit into the broadest range of architectural and furnishing contexts, offering the perfect solution for every space, taste and desire. Falmec remains attentive to current requirements while anticipating the trends of tomorrow, creating products that meet real needs, all the while expressing its original and charming personality.

**Design world awards**  
Falmec's design abilities have been confirmed by the most relevant design bodies and associations, winning countless awards over the years, of which the Compasso d'Oro in 2020 - for its Spazio model designed by Francesco Lucchese - certainly stands out. This prize, which is awarded following careful consideration by the ADI Permanent Design Observatory, is aimed at promoting and exporting Made in Italy design quality on a global level, and has resulted in Falmec being included the Prize's historical collection at the ADI Design Museum in Milan. A prestigious achievement to add to numerous other international awards won by Falmec products, such as the Good Design Award, the Archiproducts Design Award, the Iconic Award and the Red Dot Design Award.







# Elements

*Design your world*

The living space expands. The rules of kitchen design are rewritten, unleashing creativity. Linear modules, which can be arranged according to the attitudes and habits of those who use them, completely integrate their suction function within

minimal forms designed to accommodate accessories, lighting elements and support surfaces. Elements revolutionises the concept of aspiration, opening new horizons in design, creating new spaces and furnishing architecture in the kitchen.



# Shelf

**Suction shelf**  
Thanks to exclusive Multi-Air technology, Shelf incorporates a very thin suction element in a shelf structure of only 10 cm in thickness, equipped with a removable vane to increase smoke suction capacity. This element with hood function can be enriched with additional modules



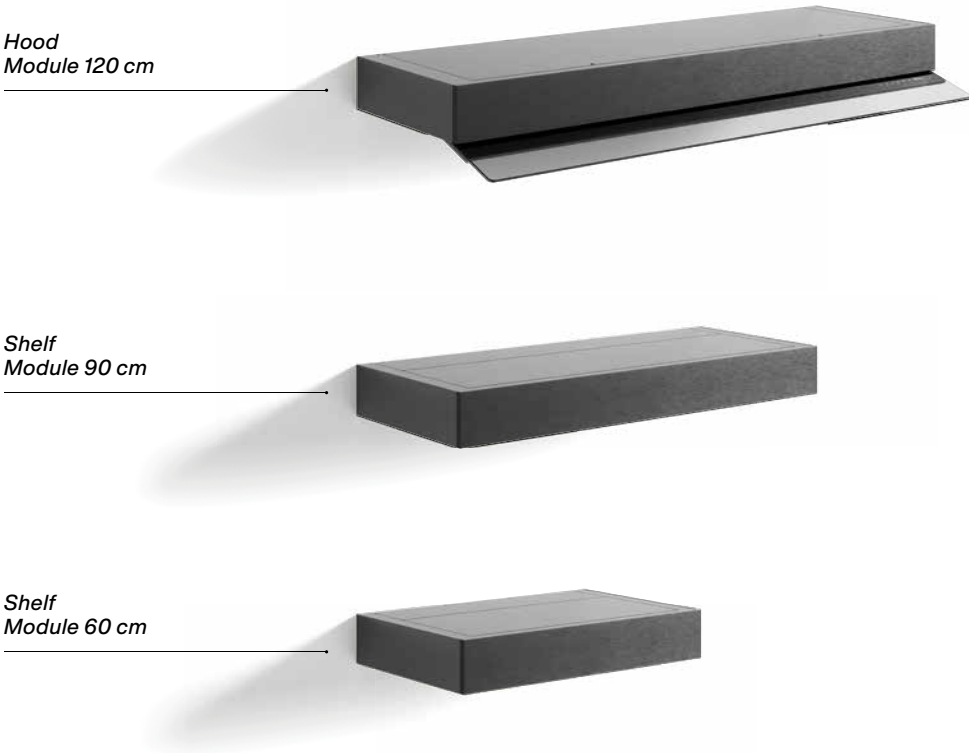
to create a versatile hanging furniture system on the wall.  
The extracting version is equipped with a remotely located motor: a solution that ensures both, power and silence.





# Modularity

The 120 cm filtering or extraction module can be attached to the right or left of other shelves with a width of 60 and 90 cm. This makes it possible to compose a true wall-mounted furnishing system, with integrated LED lighting that not only provides functional illumination of the kitchen top, but also contributes to creating an evocative ambiance in the room.





# Customisation


The front panel can be customised by choosing different materials and finishes: from the technological beauty of steel to the warmth of wood, the elegance of glass, and the practicality of melamine in a wide range of colours, to match every personal taste and furnishing style in the kitchen.



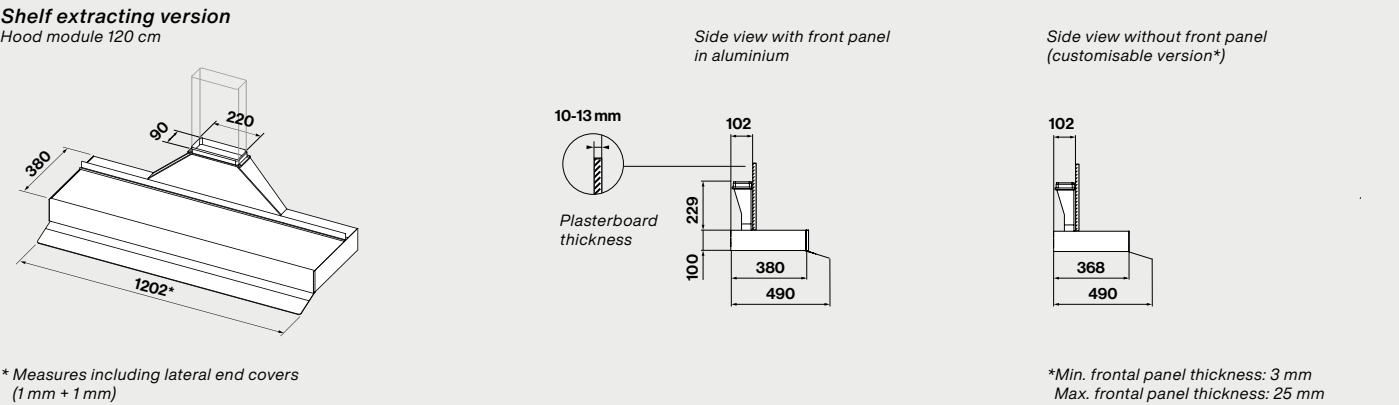


# Shelf extracting version

Design Falmec Lab

<b>Installation</b>	Wall
<b>Function</b>	Extracting
<b>Dimensions</b>	120 cm Accessory module 60 cm/90 cm/120 cm
<b>Materials/Finishes</b>	Aluminium black Painted steel black Customisable panel
	
<b>Features</b>	Liquid collector Multi-Air technology
<b>Control</b>	Touch control
<b>Speed</b>	3 + boost
<b>Sound level</b>	Min. speed 49 dB(A) Max. speed 62 dB(A)
<b>Motor</b>	Motor sold separately
<b>Filters</b>	Anti-condensation no-drop filter in technopolymer
<b>Lighting</b>	Dynamic Light Strip Led - 2700 K / 5600 K
<b>Voltage / Frequency</b>	220-240V ~ 50-60Hz
<b>Net weight</b>	Wall 22/23 kg
<b>Energy class</b>	B

Data with motor 950 m3/h



**Shelves**  
Module 90 cm  
KACL.452#NF



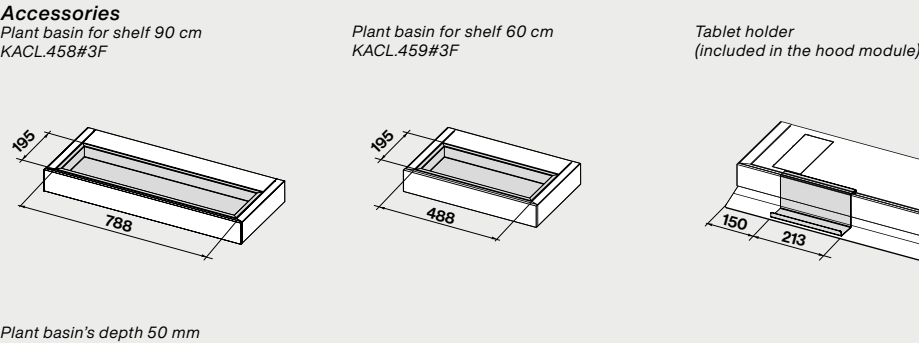
**Module 60 cm**  
KACL.451#NF



Configuration example  
8034122713595 + 8034122365299 + 8034122713601



\*Min. frontal panel thickness: 3 mm  
Max. frontal panel thickness: 25 mm



Plant basin's depth 50 mm


Code	Description	Price (€)
8034122365299	Shelf - Extraction - Wall - 120 cm - Black	
8034122365305	Shelf - Extraction - Wall - 120 cm - Custom panel	
8034122713649	Shelf - Accessory module 60 cm - Black (customisable)	
8034122713656	Shelf - Accessory module 90 cm - Black (customisable)	
8034122713595	Shelf - Accessory module 60 cm - Black	
8034122713601	Shelf - Accessory module 90 cm - Black	
<b>Motors</b>		
KACL.798#41F	Remote under-roof motor 950 m3/h	
KACL.770#41F	Remote under-roof 1100 m3/h Brushless	
KACL.786#41F	Outdoor extractor fan 1000 m3/h	
<b>Accessories</b>		
KACL.968	Renewable Carbon.Zeo filter for hoods produced from 09.08.2023	
KACL.1029#HF	Kit end covers	
KACL.459#3F	Plant basin Shelf 60 cm	
KACL.458#3F	Plant basin Shelf 90 cm	

Customisable panel by client



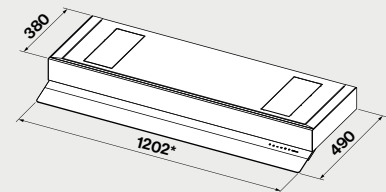
# Shelf filtering version

Design Falmec Lab

<b>Installation</b>	Wall
<b>Function</b>	Filtering
<b>Dimensions</b>	120 cm Accessory module 60 cm/90 cm/120 cm
<b>Materials/Finishes</b>	Aluminium black Painted steel black Customisable panel
	
<b>Features</b>	Liquid collector Multi-Air technology
<b>Control</b>	Touch control
<b>Speed</b>	3 + boost
<b>Sound level</b>	Min. speed 49 dB(A) Max. speed 62 dB(A)
<b>Motor</b>	Brushless 500 m³/h
<b>Filters</b>	Carbon.Zeo filter
<b>Lighting</b>	Dynamic Light Strip Led - 2700 K / 5600 K
<b>Voltage / Frequency</b>	220-240V ~ 50-60Hz
<b>Net weight</b>	22/23 kg

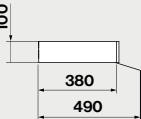


Shelf filtering version  
Hood module 120 cm

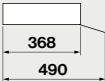


\* Measures including lateral end covers  
(1 mm + 1 mm)

Side view with front panel  
in aluminium



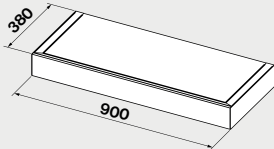
Side view without front panel  
(customisable version\*)



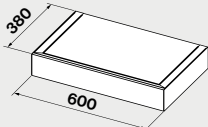
\*Min. frontal panel thickness: 3 mm  
Max. frontal panel thickness: 25 mm

## Shelves

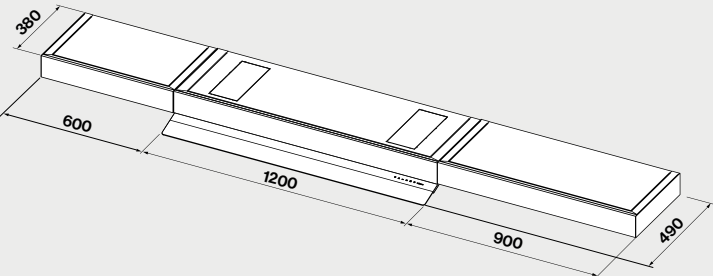
Module 90 cm  
KACL.452#NF



Module 60 cm  
KACL.451#NF

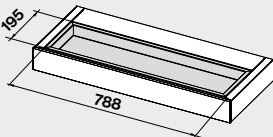


Configuration example  
8034122713595 + 8034122362793 + 8034122713601

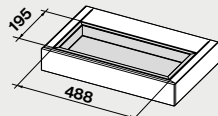


## Accessories

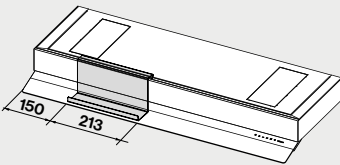
Plant basin for shelf 90 cm  
KACL.458#3F



Plant basin for shelf 60 cm  
KACL.459#3F



Tablet holder  
(included in the hood module)



Plant basin's depth 50 mm

Code	Description	Price (€)
8034122362793	Shelf - Filtering - Wall - 120 cm - Black - 500 m3/h	
8034122365091	Shelf - Filtering - Wall - 120 cm - Custom panel - 500 m3/h	
8034122713595	Shelf - Accessory module 60 cm - Black	
8034122713601	Shelf - Accessory module 90 cm - Black	
8034122713649	Shelf - Accessory module 60 cm - Black (customisable)	
8034122713656	Shelf - Accessory module 90 cm - Black (customisable)	
Accessories		
KACL.459#3F	Plant basin Shelf 60 cm	
KACL.458#3F	Plant basin Shelf 90 cm	
KACL.968	Renewable Carbon.Zeo filter for hoods produced from 09.08.2023	
KACL.1029#HF	Kit end covers	

Customisable panel by client



# Monolith

*Functionality multiplied*  
Resting on the worktop, Monolith is an element of the most precious design, conceived in order to cater for a range of needs in a highly refined way. A handy channel, equipped with suction function, that can also hold ladles, spices, knives, cutting boards and other tools,



More  
information  
on Monolith

as well as electrical outlets, lends style and practicality to the kitchen. The system is also equipped with suffused light, lending an alluring suspended effect, while diffusing a pleasant beam of light in your kitchen.



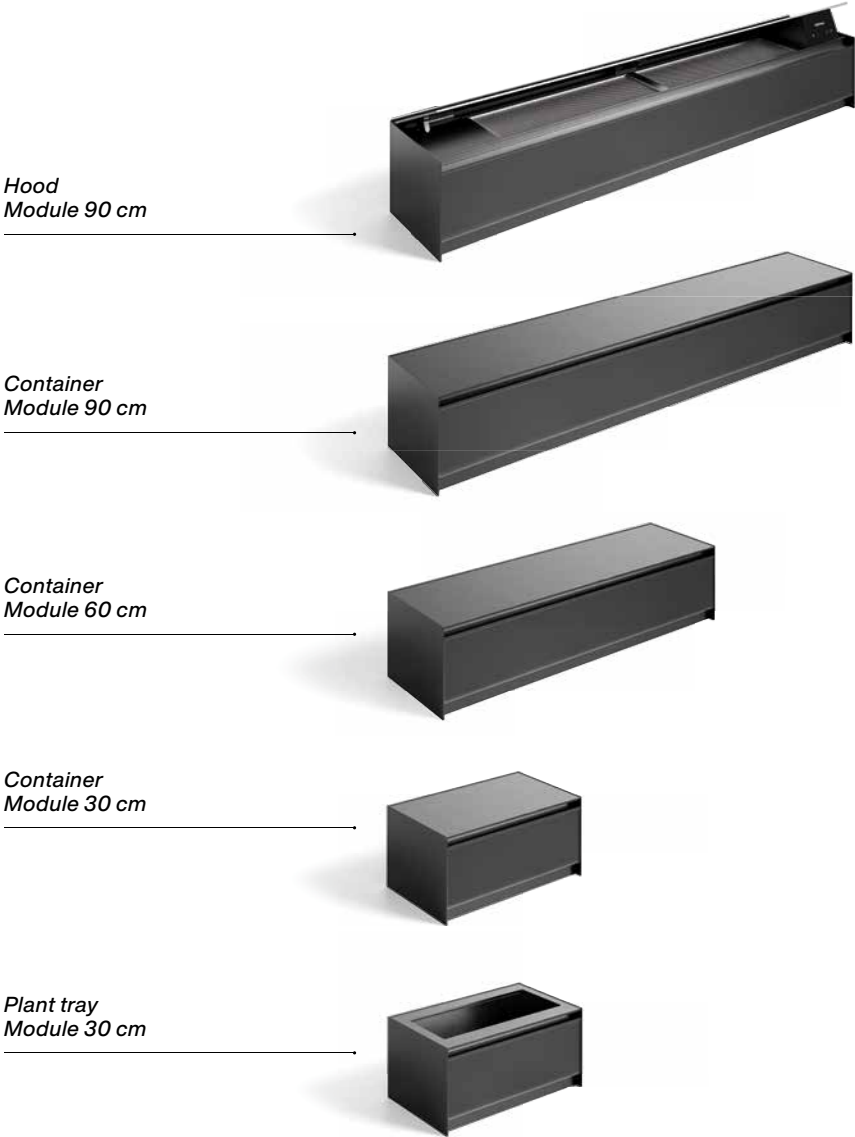






# Modularity

Monolith is easy to install in any situation: a single hole in the worktop is sufficient for the suction element, while the other modules are placed and anchored with a snap system. By placing elements of different sizes side by side, it's possible to create a variety of compositions with a uniform appearance, improving both the kitchen's air quality and its aesthetics and functionality.







## Accessories

Specially created for Monolith, these natural beech wood compartments allow the kitchen to be configured and customised to suit every need, accommodating knives, cutlery, spice racks, a practical chopping board and other items, all easily within reach.

*Spice rack  
L 291 x P 128 x H 54 mm  
natural beech wood*



*Cutlery tray (1 compartment)  
L 291 x P 128 x H 54 mm  
natural beech wood*



*Cutlery tray (2 compartments)  
L 291 x P 128 x H 54 mm  
natural beech wood*



*Knife rack  
L 446 x P 128 x H 54 mm  
natural beech wood*



*Cutlery tray (4 compartments)  
L 446 x P 128 x H 54 mm  
natural beech wood*



*Cutting board  
L 293 x P 128 x H 20 mm  
natural beech wood*




*Accessory sockets  
L 147 x P 128 x H 86 mm*





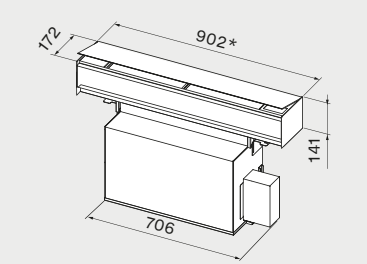
Monolith

Design Studio Ferriani & Falmec Lab

Installation	Worktop
Function	Extracting/Filtering
Dimensions	Worktop 90 cm Accessory module 30 cm/60 cm/90 cm
Materials/Finishes	Satin glass black Anodized aluminium black
Control	Touch control Remote control (optional) Dialogue system 
Speed	3 + boost
Sound level	Min. speed 59 dB(A) Max. speed 65 dB(A)
Motor	Brushless Motor 800 m³/h
Filters	Metallic grease filter, removable and washable Combined regenerable Carbon.Zeo filter (optional)
Lighting	LED ambient light LED Strip (3000K)
Voltage / Frequency	220-240V ~ 50-60Hz
Net weight	27 kg
Energy class	A+++

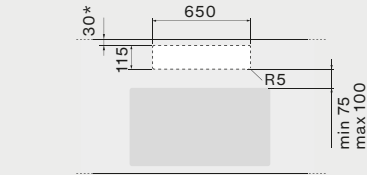


Monolith  
Hood module 90 cm



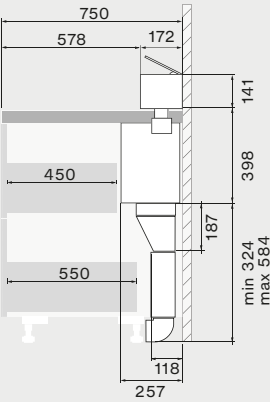
\* measures including lateral ends (2 mm + 2 mm)

Cut-out size

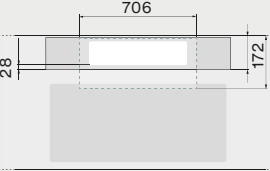


\* For wall installation

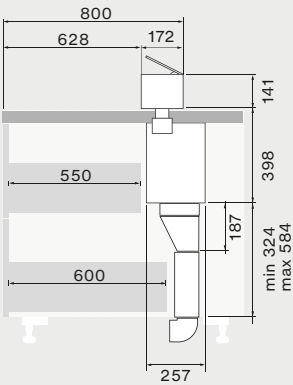
Installation example  
Wall installation  
side view with front-mounted motor  
on top depth 75 cm



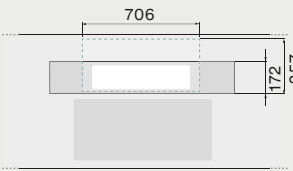
Top view with front-mounted motor



Island installation  
side view with rear-mounted motor

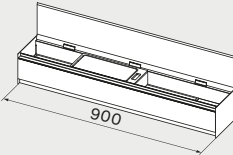


Top view with rear-mounted motor  
(installation with motor in rear position  
is only possible on the Island version)

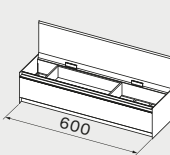


Code	Description	Price (€)
8034122364698	Monolith - Worktop - 90 cm - Black - 800 m³/h	
8034122713618	Monolith - Accessory module - 30 cm	
8034122713694	Monolith - KACL.1018#NF - Plant basin - 30 cm	
8034122713625	Monolith - KACL.454#NF Accessory module - 60 cm	
8034122713632	Monolith - KACL.455#NF - Accessory module - 90 cm	
Accessories		
KACL.1006	Filter Carbon.Zeo renewable	
KACL.1026	Silence Kit	
KACL.1015#H4F	Accessory sockets (usb + electrical)	
KACL.1011	Cutlery tray (1 compartment) 293x128x54 mm in natural beech wood	
KACL.1012	Cutlery tray (2 compartments) 293x128x54 mm in natural beech wood	
KACL.1013	Cutlery tray (4 compartments) 446x128x54 mm in natural beech wood	
KACL.1010	Cutting board 293x128 mm in natural beech wood	
KACL.1014	Knife rack 446x128x54 mm in natural beech wood	
KACL.1021	Spices tray	
105080053	Remote control	

Container modules  
Container module 90 cm  
8034122713632



Container module 60 cm  
8034122713625



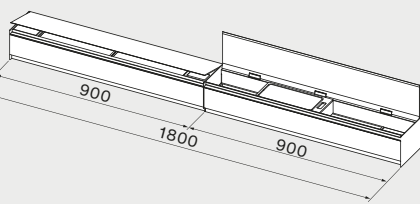
Container module 30 cm  
8034122713618



Plant tray  
Module 30 cm  
8034122713694

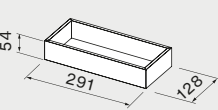


Modules configuration example  
Hood module 90 cm + container module 90 cm  
8034122364698 + 8034122713632

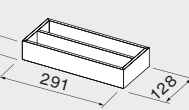


Accessories

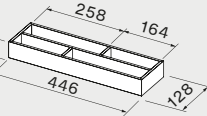
Cutlery tray (1 compartment)  
KACL.1011



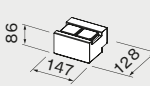
Cutlery tray (2 compartment)  
KACL.1012



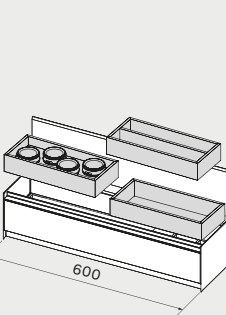
Cutlery tray (4 compartment)  
KACL.1013



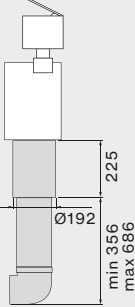
Accessory sockets  
KACL.1015#H4F



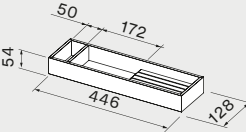
Configuration example  
(accessories stackable on two levels)



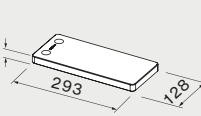
Silence Kit  
KACL.1026



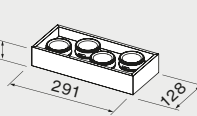
Knife rack  
KACL.1014



Cutting board  
KACL.1010



Spices tray  
KACL.1021





# Air Wall

**Vertical Integration**  
Air Wall integrates suction technology into a backlit, white tempered glass vertical panel, transforming the back of the kitchen into a multifunctional surface that purifies the air, while at same time creates an

evocative ambient light. Air Wall is also equipped with a magnetic system, allowing it to be enriched with additional accessories that can be positioned freely on its surface.



More  
information  
on Air Wall







044      Falmec



045      Air Wall






## Accessories

Thanks to its special magnetic system, the vertical panel of the Air Wall can be equipped with shelves, tool holders and storage space, even varying their arrangement and type according to the needs and desires of the moment.

*Double shelf spice rack accessory  
L 342 x P 111 x H 124 mm  
Maximum load: 4500 g*



*Book/tablet shelf accessory  
L 303 x P 59 x H 143 mm  
Maximum load: 3000 g*



*Accessory shelf with ladle holder  
L 300 x P 94 x H 70 mm  
Maximum load: 2500 g*




*Accessory shelf with glass rack  
L 301 x P 94 x H 62 mm  
Maximum load: 4500 g*





# Air Wall

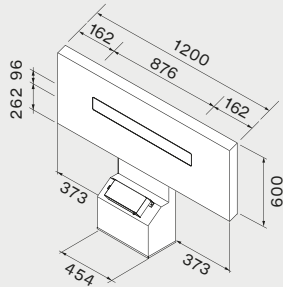
Design Falmec Lab, Magnetolab

<b>Installation</b>	Wall
<b>Function</b>	Extracting/Filtering
<b>Dimensions</b>	120/150 cm
<b>Materials/Finishes</b>	Tempered glass white Stainless steel black
	<div><div></div><div></div></div>
<b>Control</b>	Touch control Dialogue system 
<b>Speed</b>	3 + boost
<b>Sound level</b>	Min. speed 59 dB(A) Max. speed 65 dB(A)
<b>Motor</b>	Brushless Motor 800 m³/h
<b>Filters</b>	Metallic grease filter, removable and washable Combined regenerable Carbon.Zeo filter (optional)
<b>Lighting</b>	Diffuse illumination Dimmable lighting LED (4000 K)
<b>Voltage / Frequency</b>	220-240V ~ 50-60Hz
<b>Net weight</b>	11 kg
<b>Energy class</b>	A+++



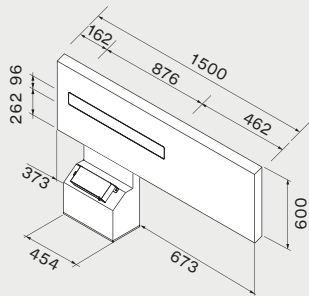
## Air Wall 120

Module panel 120 cm  
central suction



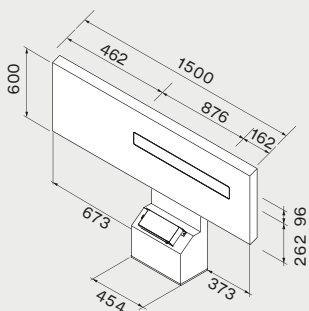
## Air Wall 150

Module panel 150 cm  
left suction

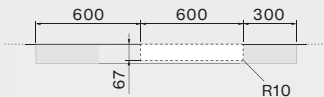
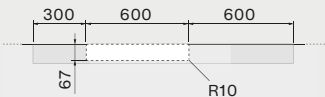
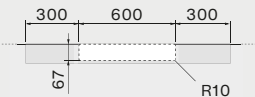


## Air Wall 150

Module panel 150 cm  
right suction

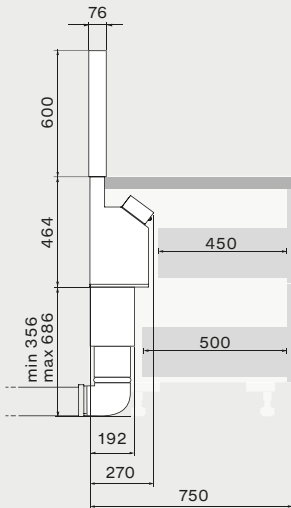


Size and positioning cut-out



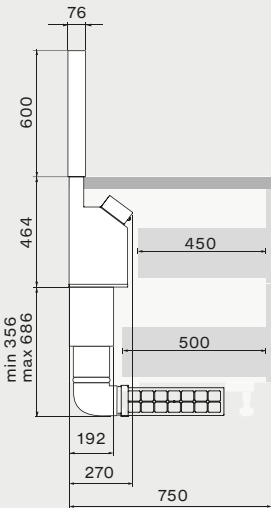
## Air Wall extracting version

Installation on top depth 75 cm  
lateral view



## Air Wall filtering version

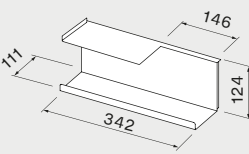
Installation on top depth 75 cm  
lateral view



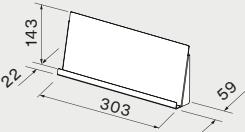
Code	Description	Price (€)
8034122365312	Air Wall - Wall - White - 800 m³/h	
KACL.1007#NRSFF	Air Wall module panel 120 cm	
KACL.1009#NRSFF	Air Wall module panel 150 cm - left suction	
KACL.1008#NRSFF	Air Wall module panel 150 cm - right suction	
<b>Accessories</b>		
KACL.951	Carbon filter unit under base Slim h60 mm (extracting version)	
KACL.930	Carbon.Zeo filter unit under base h100 mm (extracting version)	
KACL.955	Grid for air outlet (filter unit kit under base Slim - h60mm)	
KACL.1026	Silence Kit	
KACL.1025#HF	Air Wall accessory shelf with glass rack	
KACL.1023#HF	Air Wall accessory shelf with ladle holder	
KACL.1024#HF	Air Wall book/tablet shelf accessory	
KACL.1022#HF	Air Wall double shelf spice rack accessory	
105080053	Remote control	

## Accessories

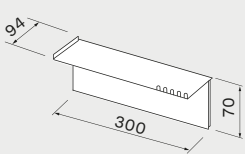
Double shelf spice rack accessory  
KACL.1022#HF



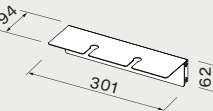
Book/tablet shelf accessory  
KACL.1024#HF



Accessory shelf with ladle holder  
KACL.1023#HF



Accessory shelf with glass rack  
KACL.1025#HF







# Cooking

## *Cooking systems*

Our cooking systems feature induction hobs with integrated suction functions: fumes are collected, captured and filtered directly at the source. Falmec has a dedicated line that combines excellent cooking technologies with sophisticated

and minimal designs, ensuring perfect integration into your kitchen top. Falmec's cooking range also features a selection of induction hobs with integrated automatic hood control functions, to further simplify kitchen activities.



# Brera


*Invisible technology*  
Brera sits on the worktop as a single, essential element, on which the cooking and suction zones, defined by a thin gap, are closely aligned, creating a monochromatic effect. When in operation, the back opens automatically to draw in



cooking fumes, perfectly balanced across the different zones. This configuration guarantees maximum freedom of use and cooking practicality, thanks to a large, even surface with no obstructions.











## Refined minimalism with a technological heart



### Silent power

The use of a powerful brushless motor (800 m3/h) ensures excellent suction performance, energy efficiency (A+++), and extreme silence, rediscovering the pleasure of living in the kitchen.



### Easy cleaning and maintenance

The glass flap opening system conceals the functional part and allows easy cleaning. The antiregase and Carbon.Zeo filters are located in an accessible removable basket.



### The best filtration

The Carbon.Zeo filter technology combines the action of active carbon, which traps odours, with the effect of zeolite, which reduces humidity. The filter can be regenerated to guarantee its effectiveness for a minimum of 3 years.



### Automatic mode

Suction is automatically adjusted in relation to cooking power, adapting to actual needs and ensuring consumption optimisation.




### Invisible technology and essential design

Brera is distinguished by the uniformity of its surface. Thanks to the flush finish between the cooking zone and the suction element with automatic flap opening, aesthetics are elevated to their most essential form.



### Obstacle-free cooking

Rear suction works conveniently on a large, continuous, obstacle-free cooking zone. Flex surface technology enables homogeneous cooking even with large pots.





# Brera

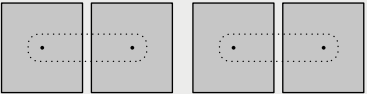
Design Falmec Lab

<b>Installation</b>	Worktop
<b>Function</b>	Extracting/Filtering
<b>Dimensions</b>	89 cm
<b>Materials/Finishes</b>	Glass ceramic black
	
<b>Features</b>	Timer / minute minder Automode (suction speed automatically adjusts to cooking power) 4 cooking areas with Flex Surface technology Motorized flap system
<b>Control</b>	“Touch slider” control 9 cooking levels + Double Booster
<b>Speed</b>	9 + boost
<b>Power</b>	Power level management from 2.8kW to 7.4kW
<b>Sound level</b>	Max. speed 65 dB(A)
<b>Motor</b>	Brushless Motor 800 m³/h
<b>Filters</b>	Carbon.Zeo filter with saturation level (optional)
<b>Voltage / Frequency</b>	220-240V ~ 50-60Hz
<b>Net weight</b>	30 kg
<b>Energy class</b>	A+++
<b>Cooking Functions</b>	Residual heat indicators Recall function Keep warm function (44°) Automatic pot detection Automatic cut-off timer (for each cooking zone) Safety switch-off / safety lock function Pause function Double Bridge Function Chef function



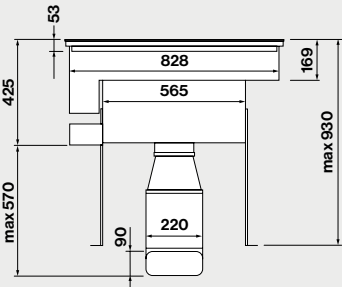
## Cooking zones layout

<b>Cooking zones layout</b>	4 x 190 x 210 mm
<b>Power</b>	2,1 / 3 kW
<b>Pot</b>	≥ ø110 mm (single)) ≥ 230 mm (bridge)




Code	Description	Price (€)
8034122900353	Brera - Worktop - 89 cm - Black - 800 m3/h	
<b>Accessories</b>		
KACL.1006	Filter Carbon.Zeo renewable	
KACL.1026	Silence Kit	

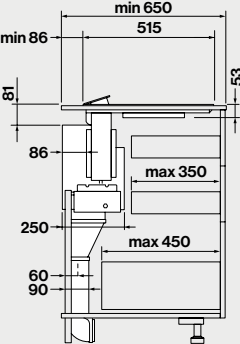
Frontal view



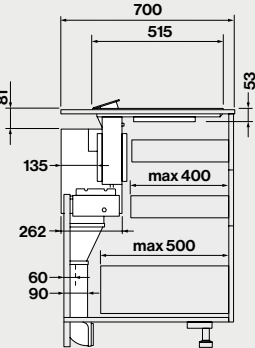
Top view



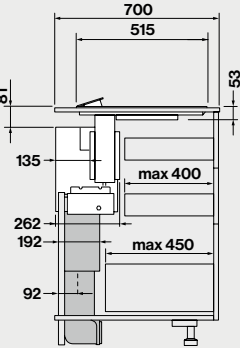
Side view with motor in front position (wall installation)



Side view with motor in rear position (island installation)

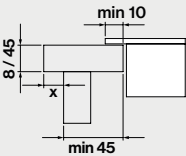


Side view with motor in rear position with Silence Kit KACL.1026

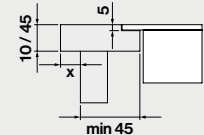


## Type of installation

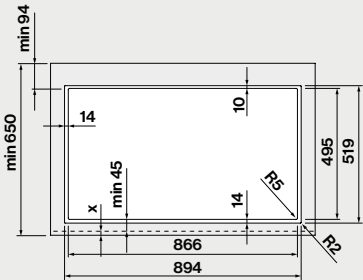
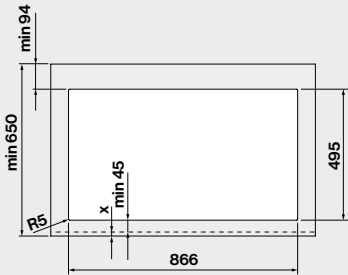
Topmounted



Flushmounted



Cut-out size





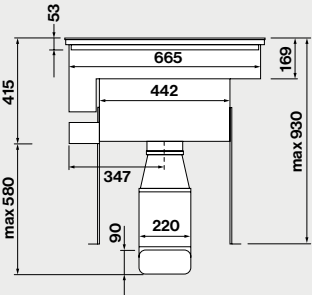
# Brera 75

Design Falmec Lab


<b>Installation</b>	Worktop
<b>Function</b>	Extracting/Filtering
<b>Dimensions</b>	75 cm
<b>Materials/Finishes</b>	Glass ceramic black
	
<b>Features</b>	Timer / minute minder Automode (suction speed automatically adjusts to cooking power) 4 cooking areas with Flex Surface technology Motorized flap system Liquid collector
<b>Control</b>	“Touch slider” control 9 cooking levels + boost
<b>Speed</b>	9 + boost
<b>Power</b>	Power level management from 2.8kW to 7.4kW
<b>Sound level</b>	Max. speed 65 dB(A)
<b>Motor</b>	Brushless Motor 800 m³/h
<b>Filters</b>	Carbon.Zeo Microtech filter (optional)
<b>Voltage / Frequency</b>	220-240V ~ 50-60Hz
<b>Net weight</b>	30 kg
<b>Energy class</b>	A+++
<b>Cooking Functions</b>	Residual heat indicators Recall function Keep warm function (44°) Automatic pot detection Automatic cut-off timer (for each cooking zone) Safety switch-off / safety lock function Pause function Chef function Bridge function



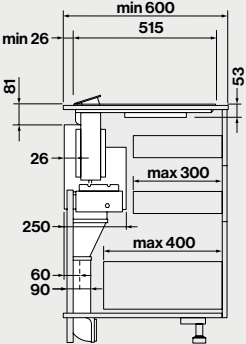
Frontal view



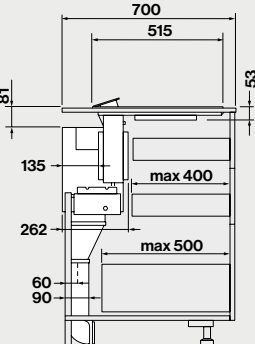
Top view



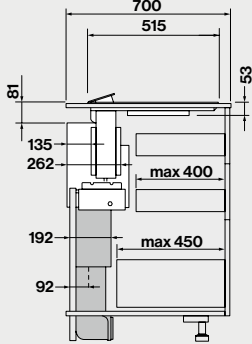
Side view with motor in front position (wall installation)



Side view with motor in rear position (island installation)

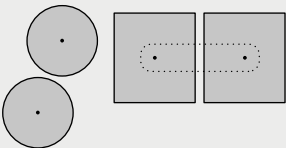


Side view with motor in rear position with Silence Kit KACL.1026



## Cooking zones layout

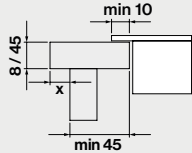
<b>Cooking zones layout</b>	2 x ø175 mm	2 x 190 x 210 mm
<b>Power</b>	1,4 / 2,1 kW	2,1 / 3 kW
<b>Pot</b>	≥ ø90 mm	≥ ø110 mm (single) ≥ 230 mm (bridge)



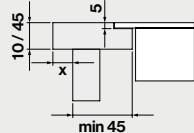
Code	Description	Price (€)
8034122901039	Brera 75 - Worktop - 75 cm - Black - 800 m3/h	
<b>Accessories</b>		
KACL.1037	Filter Carbon.Zeo Microtech renewable	
KACL.1026	Silence Kit	

## Type of installation

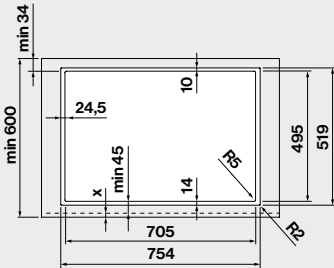
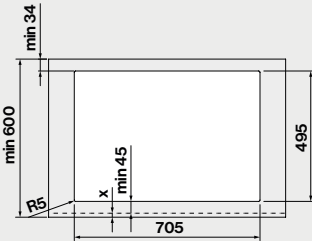
Topmounted



Flushmounted



Cut-out size







# Zero

## *Versatile integration*

Zero is characterised by a clean, minimalist design that allows perfect integration into the kitchen worktop. The central suction part has a glass panel that can be moved to centralise the air flow where it is needed. The hob



More  
information  
on Zero

is equipped with inductors featuring “Flex surface” technology to accommodate different sizes and types of pots and pans. Its perfectly smooth design and access from above to the functional area ensures easy cleaning and maintenance.









# Clean aesthetics, functionality and absolute precision



**Flat design**  
With its elegant interplay of geometrics, Zero is characterised by the rigour of its design, which is clean and unobtrusive and allows perfect integration into the kitchen worktop.



**Air Slide System**  
The suction is oriented according to the need thanks to a sliding element that allows the suction power to be focused towards the position of the pan. Suction is precise and consumption is reduced.



**Simplified installation and maintenance**  
Zero Easy is the "plug-and-play" version with a rear outlet that is easy to install as it requires no ducting. This configuration enables full use of the cabinet. The odour filter integrated in the suction body is removable from above for easy maintenance.



**Cleaning convenience**  
The sliding suction element also serves as a handle for maintenance and cleaning of the grill, the odour filter and the tray for collecting liquids.




**The best filtration**  
The Carbon.Zeo filter technology combines the action of active carbon, which traps odours, with the effect of zeolite, which reduces humidity. The filter can be regenerated to guarantee its effectiveness for a minimum of 3 years.



**Automatic mode**  
Suction is automatically adjusted in relation to cooking power, adapting to actual needs and ensuring consumption optimisation.










# Zero

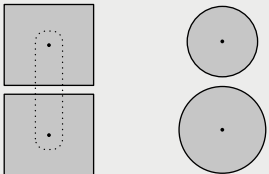
Design Falmec Lab

<b>Installation</b>	Worktop
<b>Function</b>	Extracting/Filtering
<b>Dimensions</b>	76 cm/84 cm
<b>Materials/Finishes</b>	Glass ceramic black
	
<b>Features</b>	Timer / minute minder Automode (suction speed automatically adjusts to cooking power) 4 cooking areas with Flex Surface technology Liquid collector
<b>Control</b>	“Touch slider” control 9 cooking levels + boost
<b>Speed</b>	9 + boost
<b>Power</b>	Power level management from 2.8kW to 7.4kW
<b>Sound level</b>	Max. speed 69 dB(A)
<b>Motor</b>	Brushless Motor 600 m³/h
<b>Filters</b>	Metallic grease filter, removable and washable Combined regenerable Carbon.Zeo filter (optional)
<b>Voltage / Frequency</b>	220-240V ~ 50-60Hz
<b>Net weight</b>	28 kg
<b>Energy class</b>	A+
<b>Cooking Functions</b>	Residual heat indicators Recall function Keep warm function (44°) Automatic pot detection Automatic cut-off timer (for each cooking zone) Safety switch-off / safety lock function Pause function Bridge function



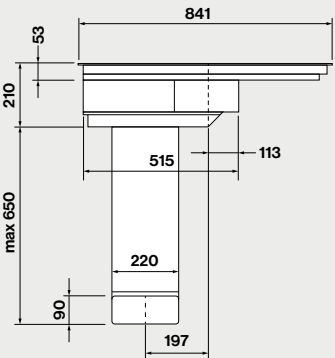
## Cooking zones layout

<b>Dimension</b>	2 x 210 x 190 mm	1 x ø175 mm	1 x ø215 mm
<b>Power</b>	2,1 / 3 kW	1,4 / 2,1 kW	2,3 / 3 kW
<b>Pot</b>	≥ ø110 mm (single)) ≥ 230 mm (bridge)	≥ ø90 mm	≥ ø110 mm

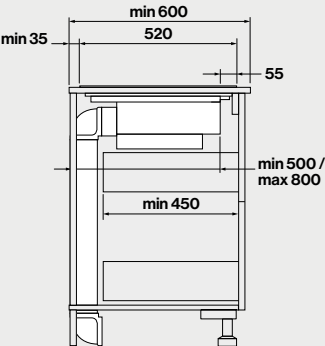


Code	Description	Price (€)
8034122901060	Zero - Extracting - Worktop - 76 cm - Black - 600 m3/h	
8034122900933	Zero - Extracting - Worktop - 84 cm - Black - 600 m3/h	
<b>Accessories</b>		
KACL.951	Carbon filter unit under base Slim h60 mm (extracting version)	
KACL.930	Carbon.Zeo filter unit under base h100 mm (extracting version)	
KACL.955	Grid for air outlet (filter unit kit under base Slim - h60mm)	
KACL.155#NF	Black frame	

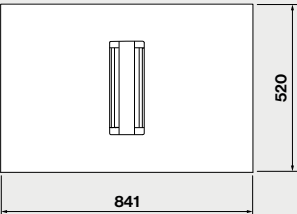
Frontal view



Side view

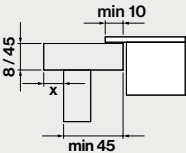


Top view

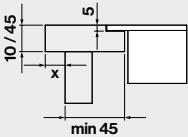


## Type of installation

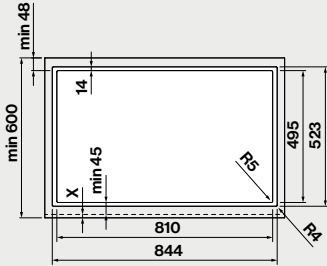
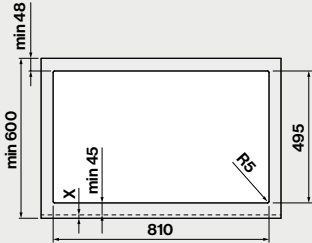
Topmounted



Flushmounted




Cut-out size





# Zero Easy

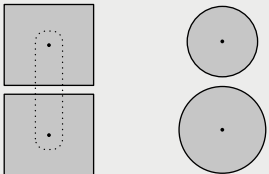
Design Falmec Lab

<b>Installation</b>	Worktop
<b>Function</b>	Filtering
<b>Dimensions</b>	76 cm/84 cm
<b>Materials/Finishes</b>	Glass ceramic black
	
<b>Features</b>	Timer / minute minder Automode (suction speed automatically adjusts to cooking power) 4 cooking areas with Flex Surface technology Liquid collector
<b>Control</b>	“Touch slider” control 9 cooking levels + boost
<b>Speed</b>	9 + boost
<b>Power</b>	Power level management from 2.8kW to 7.4kW
<b>Sound level</b>	Max. speed 65 dB(A)
<b>Motor</b>	Brushless Motor 600 m³/h
<b>Filters</b>	Metallic grease filter, removable and washable Combined Carbon.Zeo Microtech filter, regenerable
<b>Voltage / Frequency</b>	220-240V ~ 50-60Hz
<b>Net weight</b>	28 kg
<b>Energy class</b>	A+
<b>Cooking Functions</b>	Residual heat indicators Recall function Keep warm function (44°) Automatic pot detection Automatic cut-off timer (for each cooking zone) Safety switch-off / safety lock function Pause function Bridge function



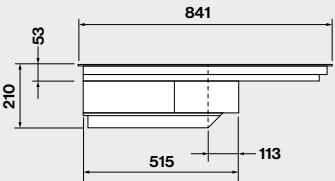
## Cooking zones layout

<b>Dimension</b>	2 x 210 x 190 mm	1 x ø175 mm	1 x ø215 mm
<b>Power</b>	2,1 / 3 kW	1,4 / 2,1 kW	2,3 / 3 kW
<b>Pot</b>	≥ ø110 mm (single)) ≥ 230 mm (bridge)	≥ ø90 mm	≥ ø110 mm

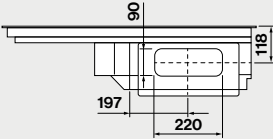


Code	Description	Price (€)
8034122901077	Zero Easy - Filtering - Worktop - 76 cm - Black - 600 m3/h	
8034122900940	Zero Easy - Filtering - Worktop - 84 cm - Black - 600 m3/h	
<b>Accessories</b>		
KACL.1043	Carbon.Zeo Microtech filter (spare part)	
KACL.1036	Anti-noise conveyer	
KACL.155#NF	Black frame	

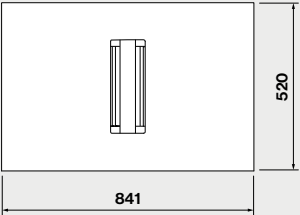
Frontal view



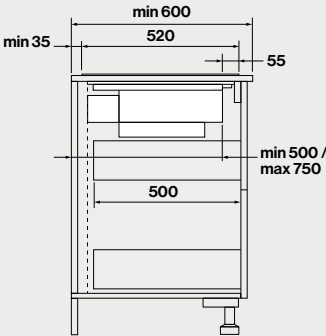
Rear view



Top view

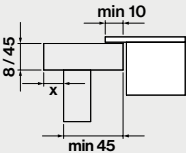


Side view

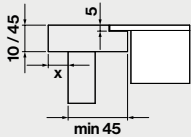


## Type of installation

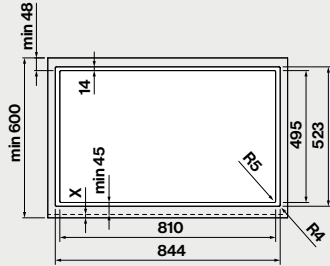
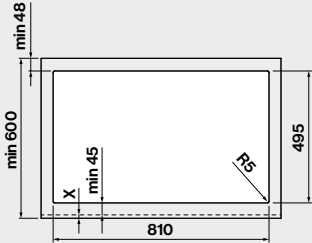
Topmounted



Flushmounted



Cut-out size







# Quantum Pro

**Advanced performance**  
Quantum Pro has a minimalist design, enhanced by a central element with opening glass flaps that gives it a professional yet elegant appeal. Every construction and technological detail is designed to combine excellent performance in terms of suction and

low noise levels. Quantum Pro is also available in an Easy version that offers maximum ease of installation and maintenance, thanks to the Carbon.Zeo filter integrated in the hood body and the direct outlet at the rear.



More  
information  
on Quantum Pro











# Design uniformity, performance versatility



**Flap System**  
The suction area is opened by two glass flaps that give uniformity of colour throughout the cooking area when closed. The scratch-resistant black steel frame that defines the suction zone is designed to prevent accidental liquid spillage during cooking.



**Flex surface**  
The Flex surface technology of Quantum Pro includes a double bridge function that allows extremely versatile use even with large pans.



**Simplified installation**  
Quantum Pro Easy is the plug-and-play version with a rear outlet simple to install as it requires no ducting. This configuration makes full use of the cabinet depth.



**Cleaning convenience**  
The glass flap opening system conceals the functional part and allows easy cleaning.



**The best filtration**  
The Carbon.Zeo filter technology combines the action of active carbon, which traps odours, with the effect of zeolite, which reduces humidity. The filter can be regenerated to guarantee its effectiveness for a minimum of 3 years.




**Automatic mode**  
Suction is automatically adjusted in relation to cooking power, adapting to actual needs and ensuring consumption optimisation.






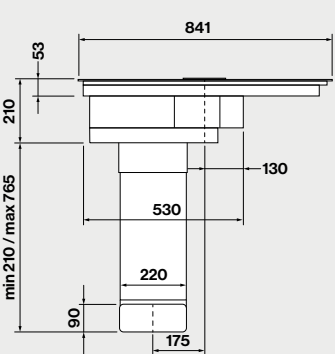
# Quantum Pro

Design Falmec Lab

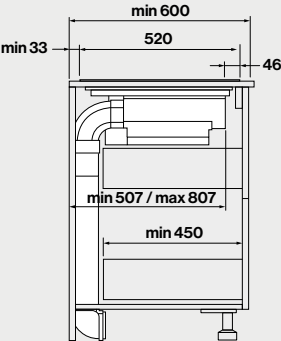
<b>Installation</b>	Worktop
<b>Function</b>	Extracting/Filtering
<b>Dimensions</b>	84 cm
<b>Materials/Finishes</b>	Glass ceramic black
	
<b>Control</b>	“Touch slider” control 9 cooking levels + Double Booster
<b>Speed</b>	9 + boost
<b>Power</b>	Power level management from 2.8kW to 7.4kW
<b>Sound level</b>	Max. speed 64 dB(A)
<b>Motor</b>	Brushless Motor 600 m³/h
<b>Filters</b>	Metallic grease filter, removable and washable Carbon.Zeo filter with saturation level (optional)
<b>Voltage / Frequency</b>	220-240V ~ 50-60Hz
<b>Net weight</b>	27 kg
<b>Energy class</b>	A+
<b>Cooking Functions</b>	Timer for each cooking zone Recall function Keep warm function (44°) Automatic pot detection Safety switch-off / safety lock function Pause function Double Bridge Function



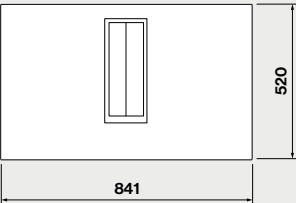
Frontal view



Side view

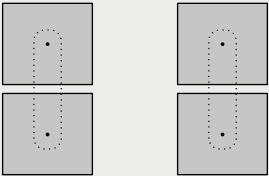


Top view



## Cooking zones layout

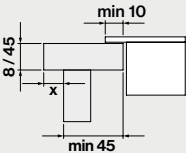
<b>Dimension</b>	4 x 210 x 190 mm
<b>Power</b>	2,1 / 3 kW
<b>Pot</b>	≥ ø110 mm (single) ≥ 230 mm (bridge)



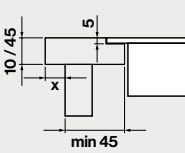
Code	Description	Price (€)
8034122900339	Quantum Pro - 84 cm - 600 m3/h	
<b>Accessories</b>		
KACL.951	Carbon filter unit under base Slim h60 mm (extracting version)	
KACL.931	Carbon.Zeo filter spare part (vertical outlet)	
KACL.930	Carbon.Zeo filter unit under base h100 mm (extracting version)	
KACL.952	Filter replacement (underbase Slim filter unit - h60mm)	
KACL.955	Grid for air outlet (filter unit kit under base Slim - h60mm)	
KACL.155#NF	Black frame	

## Type of installation

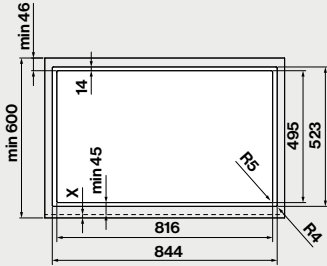
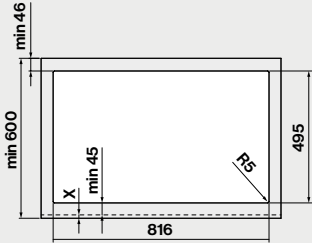
Topmounted



Flushmounted




Cut-out size






# Quantum Pro Easy

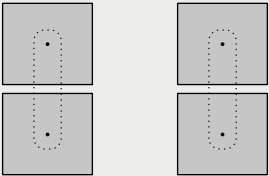
Design Falmec Lab

<b>Installation</b>	Worktop
<b>Function</b>	Filtering
<b>Dimensions</b>	84 cm
<b>Materials/Finishes</b>	Glass ceramic black
	
<b>Features</b>	Automatic switch-on function (fast heating up) Automode (suction speed automatically adjusts to cooking power) 4 cooking areas with Flex Surface technology Motorized flap system Liquid collector
<b>Control</b>	“Touch slider” control 9 cooking levels + boost
<b>Speed</b>	9 + boost
<b>Power</b>	Power level management from 2.8kW to 7.4kW
<b>Sound level</b>	Max. speed 64 dB(A)
<b>Motor</b>	Brushless Motor 600 m³/h
<b>Filters</b>	Metallic grease filter, removable and washable Combined Carbon.Zeo filter, regenerable
<b>Voltage / Frequency</b>	220-240V ~ 50-60Hz
<b>Net weight</b>	26 kg
<b>Energy class</b>	A+
<b>Cooking Functions</b>	Timer for each cooking zone Recall function Keep warm function (44°) Automatic pot detection Safety switch-off / safety lock function Pause function Double Bridge Function



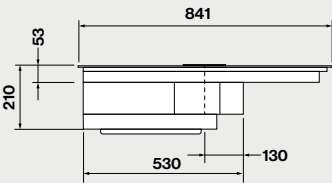
## Cooking zones layout

<b>Dimension</b>	4 x 210 x 190 mm
<b>Power</b>	2,1 / 3 kW
<b>Pot</b>	≥ ø110 mm (single) ≥ 230 mm (bridge)

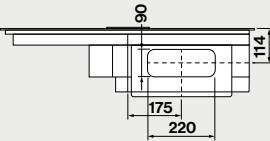


Code	Description	Price (€)
8034122900346	Quantum Pro Easy - 84 cm - 600 m3/h	
<b>Accessories</b>		
KACL.963	Carbon.Zeo filter (spare part)	
KACL.155#NF	Black frame	

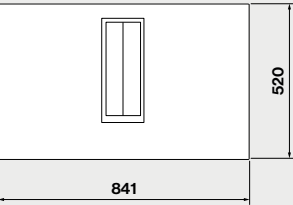
Frontal view



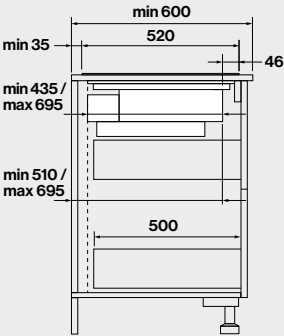
Rear view



Top view

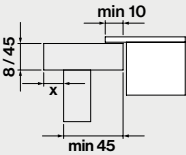


Side view

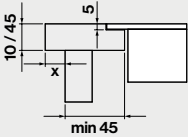


## Type of installation

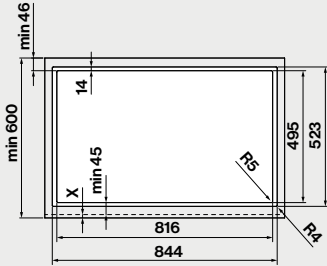
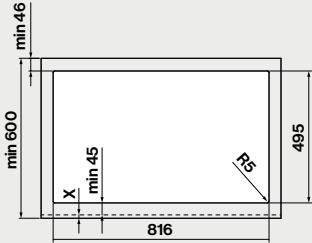
Topmounted



Flushmounted



Cut-out size







# Level One

*Raised performance*

Level One integrates focused suction and a versatile induction hob, presenting itself as an essential object, characterised by the elegant combination of black satin aluminium, smoked glass and black glass. It features touch controls and an integrated LED strip with dynamic light. Thanks to a motorised system, the downdraft hood lifts up to approach to the source of steam, depending on the height of the pans, optimising suction from the powerful and silent brushless motor. The latter can also be positioned at the rear to make the most of the space inside the cabinet.





# Level One

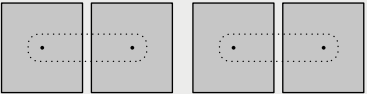
Design Falmec Lab

Installation	Worktop
Dimensions	90 cm
Materials/Finishes	Painted steel black Glass ceramic black
	
Features	Timer / minute minder Automatic switch-on function (fast heating up) Up/Down lift system with eight adjustment Automode (suction speed automatically adjusts to cooking power)
Control	“Touch slider” control 9 cooking levels + boost
Speed	9 + boost
Power	Power level management from 2.8kW to 7.4kW
Sound level	Max. speed 65 dB(A)
Motor	Brushless Motor 800 m³/h
Filters	Metallic grease filter, removable and washable Carbon.Zeo Microtech filter (optional)
Lighting	Dynamic Light Led stripe 7 W - 2700 K / 5600 K
Voltage / Frequency	220-240V 50-60Hz
Energy class	A+++
Cooking Functions	Residual heat indicators Recall function Keep warm function (44°) Automatic pot detection Automatic cut-off timer (for each cooking zone) Safety switch-off / safety lock function Pause function Double Bridge Function Chef function



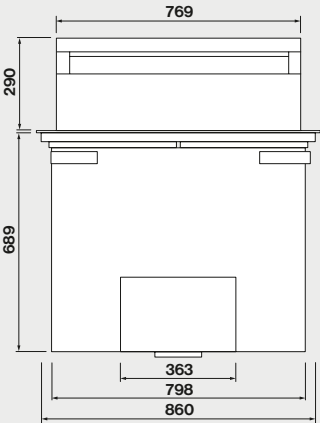
## Cooking zones layout

Dimension	4 x 190 x 210 mm
Power	2,1 / 3 kW
Pot	≥ ø110 mm (single) ≥ 230 mm (bridge)

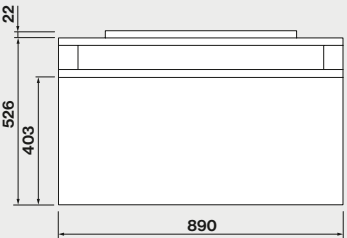


Code	Description	Price (€)
8034122367675	Level One - Worktop - 90 cm - Black - 800 m3/h	
Accessories		
KACL.1042	Filter Carbon.Zeo Microtech renewable	

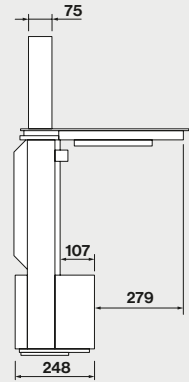
Frontal view



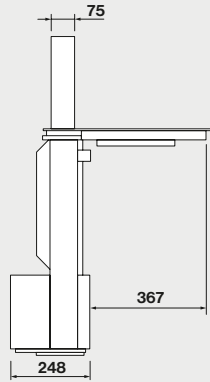
Top view



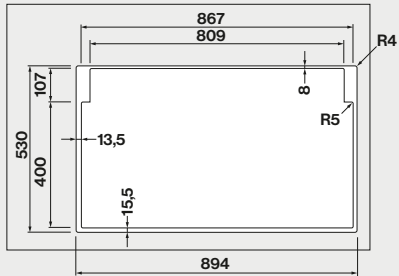
Side view with motor in front position  
(wall installation)



Side view with motor in rear position  
(island installation)



Cut-out size





# Induction hobs

## *The best match*

Falmec offers a new collection of induction hobs, specifically created to integrate with the design and functionality of its hoods. Maximum precision in temperature management, rapidity in reaching the perfect cooking point, dimensions suitable


for all space and movement requirements: with Falmec induction hobs it is easy to achieve extraordinary results in the kitchen.













Induction hob 58 cm



Panoramic induction hob 88 cm



Induction hob 78 cm



Induction hob 90 cm





## Dialogue System

### *Connectivity between cooker hood and hob*

Through the Dialogue System it is now possible to control the different functions of the hood directly from the hob, where a touch control has been integrated. The dialogue between hob and cooker hood takes place via radio frequency and does not require any other receiving devices to be installed in the hood.

📶 Dialogue System


The Dialogue System is compatible with all Falmec hoods that are designed to be radio-controlled. In automatic operation the Dialogue System independently adjusts the suction power according to actual need, guaranteeing extreme ease of use and the best ratio between consumption and performance.






# Induction 58 cm

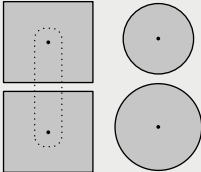
Design Falmec Lab

<b>Installation</b>	Worktop
<b>Dimensions</b>	58 cm
<b>Materials/Finishes</b>	Glass ceramic black
<b>Features</b>	Flex Surface technology
<b>Control</b>	9 cooking levels + boost Touch control with LED display Dialogue system 
<b>Power</b>	Power level management from 2.8kW to 7.4kW
<b>Voltage / Frequency</b>	220-240V ~ 50-60Hz
<b>Net weight</b>	9 kg
<b>Cooking Functions</b>	4 cooking zones with automatic pots recognition Residual heat indicators Timer for each cooking zone Recall function Keep warm function (44°) Pause function Chef function Bridge function

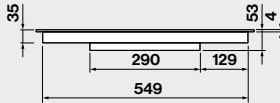


## Cooking zones layout


<b>Dimension</b>	2 x 210 x 190 mm	1 x ø175 mm	1 x ø215 mm
<b>Power</b>	2,1 / 3 kW	1,4 / 2,1 kW	2,3 / 3 kW
<b>Pot</b>	≥ ø110 mm (single) ≥ 230 mm (bridge)	≥ ø90 mm	≥ ø110 mm



Frontal view

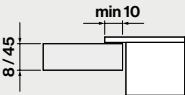


Side view

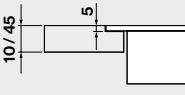


## Type of installation

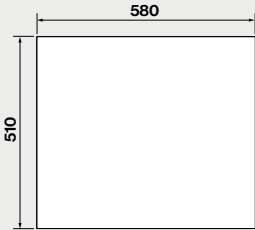
Topmounted



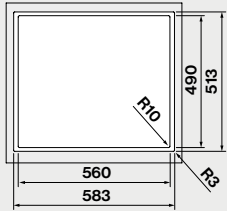
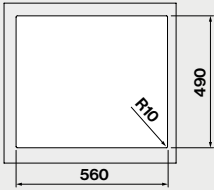
Flushmounted



Top view



Cut-out size




Code	Description	Price (€)
8034122900896	Induction hob 58 cm - 4 cooking zones	

096 Falmec Induction hob 58 cm

# Induction 78 cm

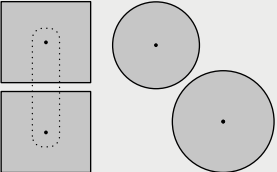
Design Falmec Lab

<b>Installation</b>	Worktop
<b>Dimensions</b>	78 cm
<b>Materials/Finishes</b>	Glass ceramic black
<b>Features</b>	Flex Surface technology
<b>Control</b>	9 cooking levels + boost Touch control with LED display Dialogue system 
<b>Power</b>	Power level management from 2.8kW to 7.4kW
<b>Voltage / Frequency</b>	220-240V ~ 50-60Hz
<b>Net weight</b>	11 kg
<b>Cooking Functions</b>	4 cooking zones with automatic pots recognition Residual heat indicators Timer for each cooking zone Recall function Keep warm function (44°) Pause function Chef function Bridge function

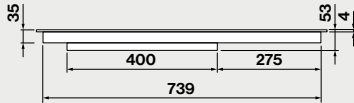


## Cooking zones layout


<b>Dimension</b>	2 x 210 x 190 mm	1 x ø215 mm	1 x ø265 mm
<b>Power</b>	2,1 / 3 kW	2,3 / 3 kW	2,3 / 3 kW
<b>Pot</b>	≥ ø110 mm (single) ≥ 230 mm (bridge)	≥ ø110 mm	≥ ø130 mm



Frontal view

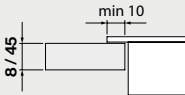


Side view

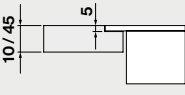


## Type of installation


Topmounted



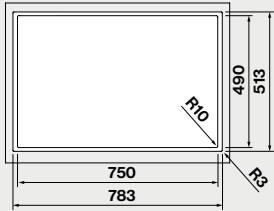
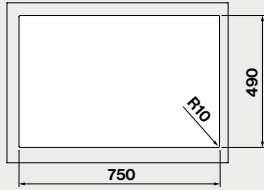
Flushmounted



Top view



Cut-out size




Code	Description	Price (€)
8034122900902	Induction hob 78 cm - 4 cooking zones	

097 Induction hob 78 cm



# Panoramic Induction Hob 88 cm

Design Falmec Lab

Installation	Worktop
Dimensions	88 cm
Materials/Finishes	Glass ceramic black
Features	Flex Surface technology
Control	9 cooking levels + boost Touch control with LED display Dialogue system 
Power	Power level management from 2.8kW to 7.4kW
Voltage / Frequency	220-240V ~ 50-60Hz
Net weight	10 kg
Cooking Functions	4 cooking zones with automatic pots recognition Residual heat indicators Timer for each cooking zone Keep warm function (44°) Pause function Chef function Bridge function




## Cooking zones layout


Dimension	4 x 190 x 210 mm
Power	2,1 / 3 kW
Pot	≥ ø110 mm (single) ≥ 230 mm (bridge)



Frontal view

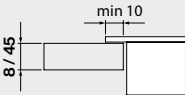


Side view

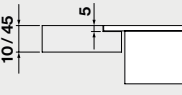


## Type of installation


Topmounted



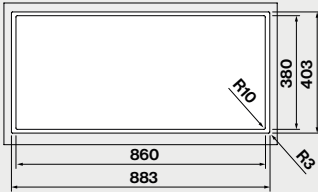
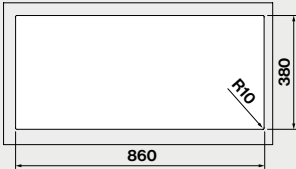
Flushmounted



Top view



Cut-out size




Code	Description	Price (€)
8034122900919	Panoramic Induction hob 88 cm - 4 cooking zones	

098 Falmec Induction hob 88 cm

# Induction 90 cm

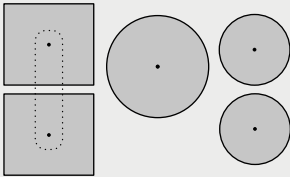
Design Falmec Lab

Installation	Worktop
Dimensions	90 cm
Materials/Finishes	Glass ceramic black
Features	Flex Surface technology
Control	9 cooking levels + boost Touch control with LED display Dialogue system 
Power	Power level management from 2.8kW to 7.4kW
Voltage / Frequency	220-240V ~ 50-60Hz
Net weight	13 kg
Cooking Functions	Residual heat indicators Timer for each cooking zone Recall function Keep warm function (44°) Automatic pot detection Pause function Chef function Bridge function




## Cooking zones layout


Dimension	2 x 210 x 190 mm	1 x ø265 mm	2 x ø175 mm
Power	2,1 / 3 kW	2,3 / 3 kW	1,4 / 2,1 kW
Pot	≥ ø110 mm (single) ≥ 230 mm (bridge)	≥ ø130 mm	≥ ø90 mm



Frontal view

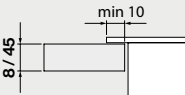


Side view

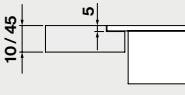


## Type of installation


Topmounted



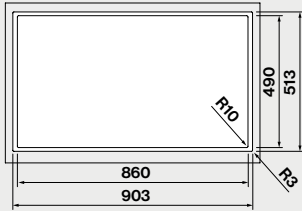
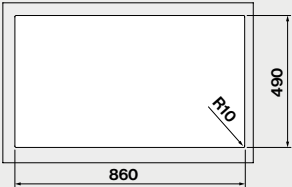
Flushmounted



Top view



Cut-out size



Code	Description	Price (€)
8034122900926	Induction hob 90 cm - 5 cooking zones	

099 Induction hob 90 cm





# Air

## *In search of the perfect hood*

Falmec has always dedicated itself to suction hoods by way of continuous research, in order to improve design and performance, without ever compromising practicality of use and ease of installation. Thus, we are

able to offer a wide range of models with an unmistakable, contemporary look, featuring technological solutions that meet your every need, while improving the air you breathe in the kitchen.





## Worktop

Solutions that integrate perfectly into the worktop, with a design that places functionality, ergonomics and efficiency at the forefront, ensuring optimal performance. Perfect for spaces with a minimal look, in tune with contemporary tastes and lifestyles, and featuring technology that is concealed within the design of your kitchen.





## Level Invisible

### *Hidden technology*

Level Invisible literally disappears from view, as its top panel can be made of the same material as the kitchen top. A solution that is both minimalist and flexible, as it is suitable for gas and induction cooking systems, although it is also a perfect match for integrated hob



solutions. The hood is raised with a touch on the blue LED, then a simple gesture is all it takes to control suction on the frontal touch panel. Powerful and silent, the brushless motor can be positioned at the rear to optimise the use of cabinet space.





# Level Invisible

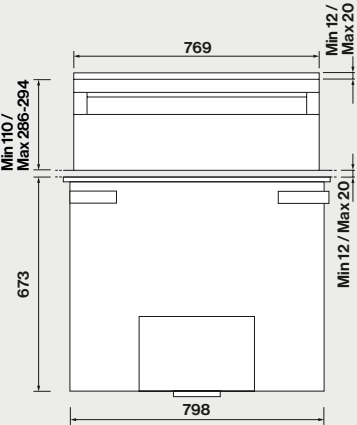
Design Falmec Lab

Installation	Worktop
Dimensions	90 cm
Materials/Finishes	Painted steel black
	
Features	Up/Down lift system with eight adjustment Automatic cut-off timer
Control	Touch control Remote control (optional) Dialogue system 
Sound level	Max. speed 65 dB(A)
Speed	3 + boost
Motor	Brushless Motor 800 m³/h
Filters	Metallic grease filter, removable and washable Carbon.Zeo Microtech filter (optional)
Lighting	Dynamic Light 90 cm: Led stripe 7 W - 2700 K / 5600 K
Voltage / Frequency	220-240V 50-60Hz
Energy class	A+++




Code	Description	Price (€)
8034122367668	Level Invisible - Worktop - 90 cm - Black - 800 m3/h	
Accessories		
KACL.1042	Filter Carbon.Zeo Microtech renewable	

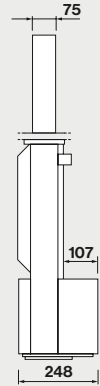
Frontal view



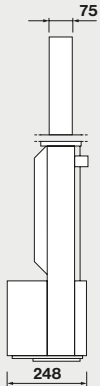
Top view



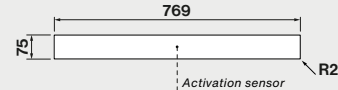
Side view with motor in front position  
(wall installation)



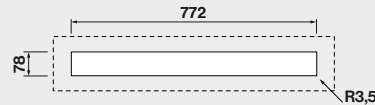
Side view with motor in rear position  
(island installation)



Top view - customised top panel



Cut-out size









## Level





# Level

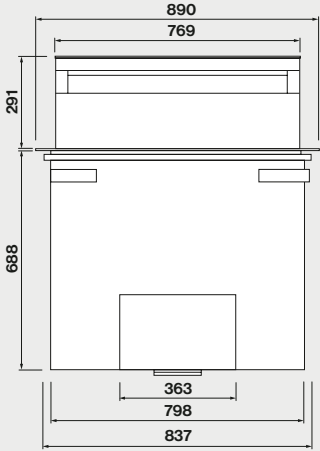
Design Falmec Lab

Installation	Worktop
Dimensions	90 cm
Materials/Finishes	Painted steel black
	
Features	Up/Down lift system with eight adjustment
Control	Touch control Remote control (optional) Dialogue system 
Speed	3 + boost
Sound level	Max. speed 65 dB(A)
Motor	Brushless Motor 800 m³/h
Filters	Metallic grease filter, removable and washable Carbon.Zeo Microtech filter (optional)
Lighting	Dynamic Light 90 cm: Led stripe 7 W - 2700 K / 5600 K
Voltage / Frequency	220-240V 50-60Hz
Energy class	A+++

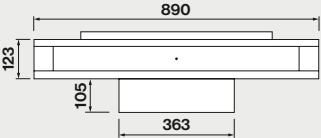


Code	Description	Price (€)
8034122367651	Level - Worktop - 90 cm - Black - 800 m3/h	
Accessories		
KACL.1042	Filter Carbon.Zeo Microtech renewable	

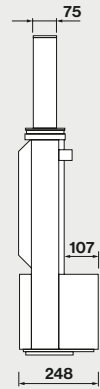
Frontal view



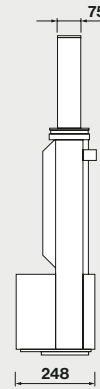
Top view



Side view with motor in front position  
(wall installation)

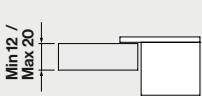


Side view with motor in rear position  
(island installation)

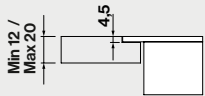


### Type of installation



Topmounted



Flushmounted



Cut-out size







# Down Draft

*Technology in motion*  
A motorised system allows for the hood to be extracted from behind the worktop, capturing fumes and vapour as they are released from the top of the kitchenware. This solution also guarantees correct lighting of the cooking area, high suction performance and, thanks to various options


regarding motors and installation types, optimal use of space inside the counter. The hood can also be controlled directly from the Falmecc induction hob using Dialogue System technology with its automatic function, thus optimising ease of interaction.





# Down Draft

Design Falmec Lab

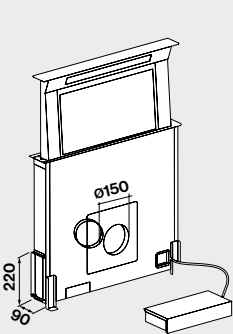
<b>Installation</b>	Worktop
<b>Function</b>	Extracting/Filtering
<b>Dimensions</b>	90 cm/120 cm
<b>Materials/Finishes</b>	Stainless steel (AISI 304) scotch brite Tempered glass white/black
	<div><div></div><div></div></div>
<b>Features</b>	Perimeter suction
<b>Control</b>	Touch control + 24 h function Remote control (optional) Dialogue system 
<b>Speed</b>	3 + boost
<b>Sound level</b>	Min. speed 51 dB(A) Max. speed 64 dB(A)
<b>Motor</b>	Motor sold separately
<b>Filters</b>	Top filter, removable and washable Combined regenerable Carbon.Zeo filter (optional)
<b>Lighting</b>	Strip LED
<b>Voltage / Frequency</b>	220-240V ~ 50-60Hz
<b>Net weight</b>	37/43 kg
<b>Energy class</b>	B/C



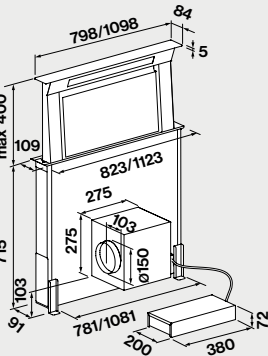
For correct operation of this type of hoods, we recommend the use of inline hobs.

Code	Description	Price (€)
8034122348100	Down Draft - Worktop - 90 cm - Black	
8034122348094	Down Draft - Worktop - 90 cm - Inox	
8034122348087	Down Draft - Worktop - 90 cm - White	
8034122348551	Down Draft - Worktop - 120 cm - Black	
8034122348582	Down Draft - Worktop - 120 cm - Inox	
8034122348544	Down Draft - Worktop -120 cm - White	
<b>Motors</b>		
KACL.784#46F	Slim motor 800 m3/h	
KACL.798#41F	Remote under-roof motor 950 m3/h	
KACL.770#41F	Remote under-roof 1100 m3/h Brushless	
KACL.797#4AF	Remote under-roof motor 1300 m3/h	
KACL.786#41F	Outdoor extractor fan 1000 m3/h	
KACL.796#4AF	Outdoor extractor fan 1500 m3/h	
<b>Accessories</b>		
KACL.951	Carbon filter unit under base Slim h60 mm (extracting version)	
KACL.930	Carbon.Zeo filter unit under base h100 mm (extracting version)	
KACL.815	Protective cleaning cloths for stainless steel (box 10 pcs)	
105080053	Remote control	

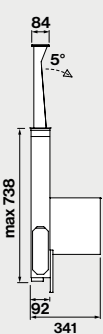
Configuration examples



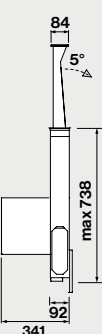
Ducted version  
(onboard 950 m3/h motor)



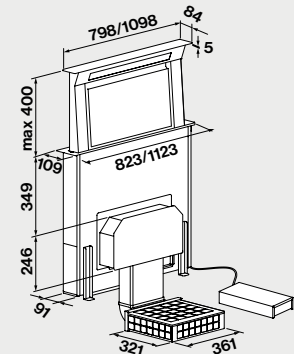
Side view,  
motor on the front



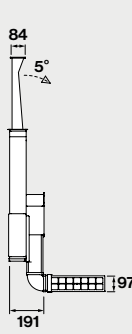
Side view,  
motor on the back



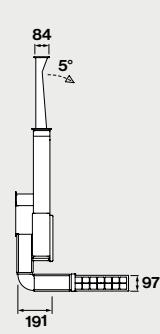
Filtering version (motore Slim)  
with Carbon.Zeo  
underbase filter (KACL.930)



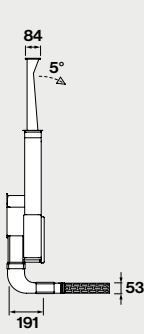
Side view,  
Slim motor on the front



Side view,  
Slim motor on the back

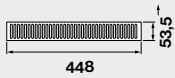


Side view,  
Slim motor on the back,  
Under base slim filter KACL.951 (h60)




Cut-out size  
90 cm: 98 mm x 810 mm  
120 cm: 98 mm x 1110 mm

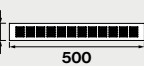
Base board grid,  
included in the filter kit  
KACL.930



Cut-out size



Base board grid,  
for use with filter  
KACL.951 h60 (optional)



Cut-out size







## Built-in


Our built-in hoods integrate directly into kitchen cabinets positioned above the hob, offering excellent performance when it comes to fume and vapour extraction. We recommended them for spaces that have a minimal look, such as kitchens with a linear design and repeated suspended cabinets. These solutions allow for the maximum optimisation of available space, while at the same time guaranteeing extremely high-performance solutions thanks to Falmec's various innovations.



# Virgola Touch

*Invisible functionality*  
New Virgola “Touch” has a functional, elegant design that is suited to linear furnishing designs in which the hood is mounted inside the cabinet, to ensure functionality and maximum optimisation of the internal space. Available in different sizes, this hood is equipped with a motor

and a touch control panel that is integrated into a window that allows you to access various functions without opening the door, while also protecting the cabinet. A tone-adjustable light is integrated into the lower panel, providing the hob with excellent lighting.

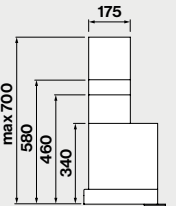
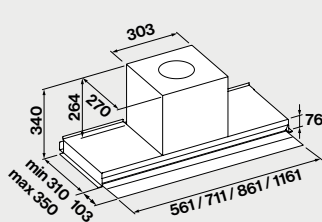




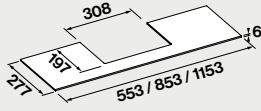
# Virgola Touch

Design Falmec Lab

<b>Installation</b>	Built-in
<b>Function</b>	Extracting/Filtering
<b>Dimensions</b>	60 cm/75 cm/90 cm/120 cm
<b>Materials/Finishes</b>	Stainless steel (AISI 430) scotch brite Painted steel black
	<div><div></div><div></div></div>
<b>Features</b>	Slide out glass panel
<b>Control</b>	Touch control
<b>Speed</b>	3 + boost
<b>Sound level</b>	Min. speed 51 dB(A) Max. speed 67 dB(A)
<b>Motor</b>	800 m³/h
<b>Filters</b>	Metallic grease filter, removable and washable Carbon.Zeo Microtech filter (optional)
<b>Lighting</b>	Dynamic Light 60 cm: Strip Led 3,5 W - 2700 K / 5600 K 75 cm: Strip Led 4,6 W - 2700 K / 5600 K 90 cm: Strip Led 5,8 W - 2700 K / 5600 K 120 cm: Strip Led 5,8 W - 2700 K / 5600 K
<b>Voltage / Frequency</b>	220-240V ~ 50-60Hz
<b>Worktop minimum distance</b>	Induction 52 cm / Gas 52 cm
<b>Net weight</b>	10/12/14/17 kg
<b>Energy class</b>	A



Side view  
with optiona chimney



Glass shelf

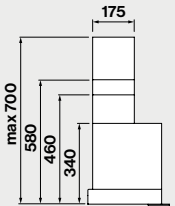
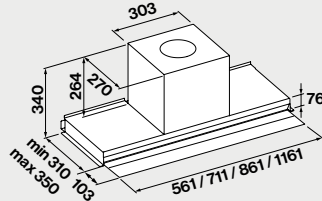
Code	Description	Price (€)
8034122367446	Virgola Touch - Built-in - 60 cm - Black - 800 m3/h	
8034122367439	Virgola Touch - Built-in - 60 cm - Inox - 800 m3/h	
8034122367460	Virgola Touch - Built-in - 75 cm - Black - 800 m3/h	
8034122367453	Virgola Touch - Built-in - 75 cm - Inox - 800 m3/h	
8034122367484	Virgola Touch - Built-in - 90 cm - Black - 800 m3/h	
8034122367477	Virgola Touch - Built-in - 90 cm - Inox - 800 m3/h	
8034122367422	Virgola Touch - Built-in - 120 cm - Black - 800 m3/h	
8034122367415	Virgola Touch - Built-in - 120 cm - Inox - 800 m3/h	
<b>Accessories</b>		
KACL.1039	Carbon.Zeo Microtech filter	
KCVJN.01#N	Chimney h 120 mm - Black	
KCVJN.01#3	Chimney h 120 mm - Inox	
KCVJN.00#N	Telescopic chimney h 185 + h 185 - Black	
KCVJN.00#3	Telescopic chimney h 185 + h 185 - Inox	
KACL.108	Glass shelf 120 cm	
KACL.106	Glass shelf 60 cm	
KACL.107	Glass shelf 90 cm	

# Virgola No-Drop Touch

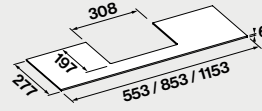
Design Falmec Lab



<b>Installation</b>	Built-in
<b>Function</b>	Extracting/Filtering
<b>Dimensions</b>	60 cm/75 cm/90 cm/120 cm
<b>Materials/Finishes</b>	Stainless steel (AISI 430) scotch brite Painted steel black
	<div><div></div><div></div></div>
<b>Features</b>	Slide out glass panel Liquid collector No-Drop patented anti-condensation system
<b>Control</b>	Touch control + 24 h function
<b>Speed</b>	3 + boost
<b>Sound level</b>	Min. speed 51 dB(A) Max. speed 67 dB(A)
<b>Motor</b>	800 m³/h
<b>Filters</b>	Anti-condensation no-drop filter in technopolymer Carbon.Zeo Microtech filter (optional)
<b>Lighting</b>	Dynamic Light 60 cm: Strip Led 3,5 W - 2700 K / 5600 K 75 cm: Strip Led 4,6 W - 2700 K / 5600 K 90 cm: Strip Led 5,8 W - 2700 K / 5600 K 120 cm: Strip Led 5,8 W - 2700 K / 5600 K
<b>Voltage / Frequency</b>	220-240V ~ 50-60Hz
<b>Worktop minimum distance</b>	Induction 52 cm / Gas 52 cm
<b>Net weight</b>	10/12/14/17 kg
<b>Energy class</b>	A



Side view  
with optiona chimney



Glass shelf

Code	Description	Price (€)
8034122365480	Virgola No-Drop Touch - Built-in - 60 cm - Black - 800 m3/h	
8034122365473	Virgola No-Drop Touch - Built-in - 60 cm - Inox - 800 m3/h	
8034122365503	Virgola No-Drop Touch - Built-in - 75 cm - Black - 800 m3/h	
8034122365497	Virgola No-Drop Touch - Built-in - 75 cm - Inox - 800 m3/h	
8034122365527	Virgola No-Drop Touch - Built-in - 90 cm - Black - 800 m3/h	
8034122365510	Virgola No-Drop Touch - Built-in - 90 cm - Inox - 800 m3/h	
8034122365466	Virgola No-Drop Touch - Built-in - 120 cm - Black - 800 m3/h	
8034122365459	Virgola No-Drop Touch - Built-in - 120 cm - Inox - 800 m3/h	
<b>Accessories</b>		
KACL.1039	Carbon.Zeo Microtech filter	
KCVJN.01#N	Chimney h 120 mm - Black	
KCVJN.01#3	Chimney h 120 mm - Inox	
KCVJN.00#N	Telescopic chimney h 185 + h 185 - Black	
KCVJN.00#3	Telescopic chimney h 185 + h 185 - Inox	
KACL.108	Glass shelf 120 cm	
KACL.106	Glass shelf 60 cm	
KACL.107	Glass shelf 90 cm	





# Virgola Touch NRS

Design Falmecc Lab

**Installation**

**Function**

**Dimensions**

**Materials/Finishes**

**Features**

**Control**

**Speed**

**Sound level**

**Motor**

**Filters**

**Lighting**

**Voltage / Frequency**

**Worktop minimum distance**

**Net weight**

**Energy class**

Built-in

Extracting/Filtering

Built-in 90 cm/120 cm  
Modulo accessorio 60 cm

Stainless steel (AISI 430) scotch brite  
Painted steel black



Slide out glass panel  
NRS technology for a quieter kitchen

Touch control

3 + boost

Min. speed 39 dB(A)  
Max. speed 51 dB(A)

800 m³/h

Metallic grease filter, removable and washable  
Carbon.Zeo Microtech filter (optional)

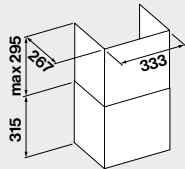
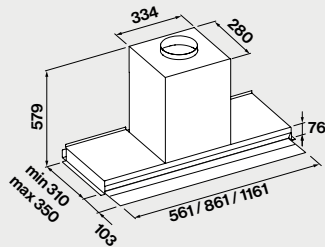
Dynamic Light  
Built-in 60 cm: Strip Led 3,5 W - 2700 K / 5600 K  
Built-in 90 cm: Strip Led 5,8 W - 2700 K / 5600 K  
Built-in 120 cm: Strip Led 5,8 W - 2700 K / 5600 K

220-240V ~ 50-60Hz

Induction 52 cm / Gas 52 cm

Built-in 21/23 kg

Built-in A  
Modulo accessorio



Optional chimney

Code	Description	Price (€)
8034122368467	Virgola Touch NRS - Built-in - 60 cm - Black - 800 m3/h	
8034122368092	Virgola Touch NRS - Built-in - 60 cm - Inox - 800 m3/h	
8034122368474	Virgola Touch NRS - Built-in - 90 cm - Black - 800 m3/h	
8034122368108	Virgola Touch NRS - Built-in - 90 cm - Inox - 800 m3/h	
8034122368450	Virgola Touch NRS - Built-in - 120 cm - Black - 800 m3/h	
8034122368085	Virgola Touch NRS - Built-in - 120 cm - Inox - 800 m3/h	
Accessories		
KACL.1039	Carbon.Zeo Microtech filter	
KCVJN.19#I	Chimney kit Virgola NRS H 315 + extension H 295	
KCVJN.19#N	Chimney kit Virgola NRS H 315 + extension H 295 - Black	
KACL.400	Silent / Conveyor NRS	





# Virgola

Design Falmec Lab

**Installation**  
**Function**  
**Dimensions**  
**Materials/Finishes**

Built-in  
Extracting/Filtering  
60 cm/75 cm/90 cm/120 cm  
Stainless steel (AISI 430) scotch brite  
Painted steel black



**Features**  
**Control**  
**Sound level**

Slide out glass panel  
Electronic control  
Min. speed 47 dB(A)  
Max. speed 56 dB(A)

**Motor**  
**Filters**

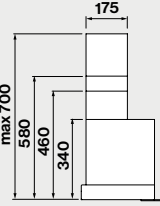
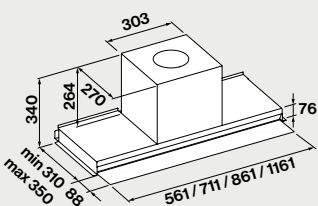
600 m³/h  
Metallic grease filter, removable and washable  
Charcoal filter (optional)

**Lighting**

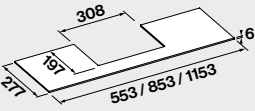
Dimmable lighting  
Dynamic Light  
60 cm: Led 2x1,2 W - 2700 K / 5600 K  
75 cm: Led 2x1,2 W - 2700 K / 5600 K  
90 cm: Led 2x1,2 W - 2700 K / 5600 K  
120 cm: Led 4x1,2 W - 2700 K / 5600 K

**Voltage / Frequency**  
**Worktop minimum distance**  
**Net weight**  
**Energy class**

220-240V ~ 50-60Hz  
Induction 52 cm / Gas 52 cm  
9/10/11/13 kg  
B



Side view  
with optional chimney



Glass shelf

Code	Description	Price (€)
8034122363462	Virgola - Evolution - Built-in - 60 cm - Black - 600 m3/h	
8034122363448	Virgola - Evolution - Built-in - 60 cm - Inox - 600 m3/h	
8034122365336	Virgola - Evolution - Built-in - 75 cm - Black - 600 m3/h	
8034122363530	Virgola - Evolution - Built-in - 75 cm - Inox - 600 m3/h	
8034122363585	Virgola - Evolution - Built-in - 90 cm - Black - 600 m3/h	
8034122363561	Virgola - Evolution - Built-in - 90 cm - Inox - 600 m3/h	
8034122363370	Virgola - Evolution - Built-in - 120 cm - Black - 600 m3/h	
8034122363356	Virgola - Evolution - Built-in - 120 cm - Inox - 600 m3/h	
Accessories		
KACL.960	Charcoal filter	
KCVJN.01#N	Chimney h 120 mm - Black	
KCVJN.01#3	Chimney h 120 mm - Inox	
KCVJN.00#N	Telescopic chimney h 185 + h 185 - Black	
KCVJN.00#3	Telescopic chimney h 185 + h 185 - Inox	
KACL.108	Glass shelf 120 cm	
KACL.106	Glass shelf 60 cm	
KACL.107	Glass shelf 90 cm	

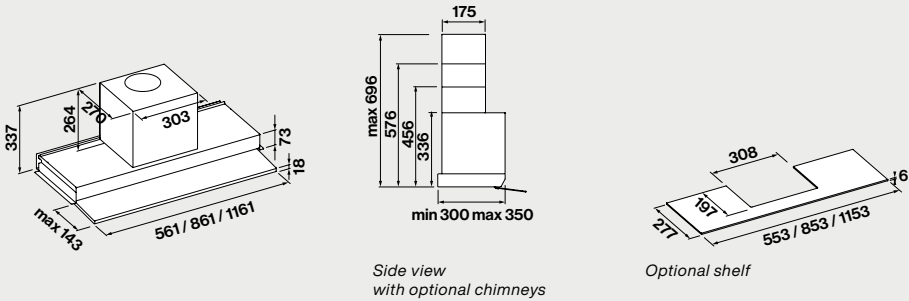




# Move

Design Falmec Lab

<b>Installation</b>	Built-in
<b>Function</b>	Extracting/Filtering
<b>Dimensions</b>	60 cm/90 cm/120 cm
<b>Materials/Finishes</b>	Stainless steel (AISI 304) scotch brite Glass white/black
<b>Features</b>	Sliding door
<b>Control</b>	Electronic control
<b>Speed</b>	3 + boost
<b>Sound level</b>	Min. speed 49 dB(A) Max. speed 62 dB(A)
<b>Motor</b>	800 m³/h
<b>Filters</b>	Metallic grease filter, removable and washable Carbon.Zeo Microtech filter (optional)
<b>Lighting</b>	Dimmable lighting Dynamic Light 60 cm: Led 2x1,2 W - 2700 K / 5600 K 90 cm: Led 3x1,2 W - 2700 K / 5600 K 120 cm: Led 3x1,2 W - 2700 K / 5600 K
<b>Voltage / Frequency</b>	220-240V ~ 50-60Hz
<b>Worktop minimum distance</b>	Induction 52 cm / Gas 52 cm
<b>Net weight</b>	13/17/20 kg
<b>Energy class</b>	B



Code	Description	Price (€)
8034122352169	Move - Built-in - 60 cm - Black - 800 m3/h	
8034122352152	Move - Built-in - 60 cm - White - 800 m3/h	
8034122352183	Move - Built-in - 90 cm - Black - 800 m3/h	
8034122352176	Move - Built-in - 90 cm - White - 800 m3/h	
8034122353326	Move - Built-in - 120 cm - Black - 800 m3/h	
8034122353333	Move - Built-in - 120 cm - Wall - 800 m3/h	
<b>Accessories</b>		
KACL.1039	Carbon.Zeo Microtech filter	
KCVJN.01#3	Chimney h 120 mm - Inox	
KCVJN.00#3	Telescopic chimney h 185 + h 185 - Inox	
KACL.108	Glass shelf 120 cm	
KACL.106	Glass shelf 60 cm	
KACL.107	Glass shelf 90 cm	
KACL.815	Protective cleaning cloths for stainless steel (box 10 pcs)	



# Parallel

**Built-in prestige**  
Our Parallel built-in hood stands out due to its flexibility and elegance, and the fact that it can be easily adapted to the most traditional kitchen designs, guaranteeing optimal performance with refined look. In terms of style, it represents a break from traditional built-in hoods thanks to two parallel light strips integrated into its structure that allow you to modulate between warm and cold tones. Its motor can be rotated to best take

advantage of the cabinet's internal space when fitting your kitchen according to your needs. Parallel is furthermore equipped with Dialogue System technology, permitting it to be controlled from Falmec induction hobs. It is also available in a filtering version with an exclusive Carbon.Zeo filter, which guarantees exceptional performance when it comes to air filtration and moisture absorption, even in recirculation mode, without ducting.



Black



White









# Parallel

Design Falmec Lab

<b>Installation</b>	Built-in
<b>Function</b>	Extracting/Filtering
<b>Dimensions</b>	76 cm
<b>Materials/Finishes</b>	Painted steel white/black Tempered glass white Glass black
	 
<b>Control</b>	Touch control Remote control included Dialogue system 
<b>Speed</b>	3 + boost
<b>Sound level</b>	Min. speed 50 dB(A) Max. speed 63 dB(A)
<b>Motor</b>	800 m³/h
<b>Filters</b>	Metallic grease filter, removable and washable Carbon.Zeo Microtech filter (optional)
<b>Lighting</b>	Dimmable lighting Dynamic Light Strip LED 76 cm: Strip LED
<b>Voltage / Frequency</b>	220-240V ~ 50-60Hz
<b>Worktop maximum distance</b>	Induction 150 cm / Gas 150 cm
<b>Worktop minimum distance</b>	Induction 52 cm / Gas 52 cm
<b>Net weight</b>	9 kg
<b>Energy class</b>	B



Technical drawing of a built-in range hood showing multiple views and dimensions:

- Isometric View:** Shows the hood's profile with a top-mounted circular light.
- Front View:** Dimensions include a top width of 282 mm and a base width of 303 mm.
- Side View:** Dimensions include a total depth of 699 mm, a mounting depth of 340 mm, a body depth of 263 mm, a base width of 722 mm, and a base depth of 761 mm.
- Top View:** Dimensions include a total width of 722 mm, a depth of 303 mm, a circular cutout with a diameter of 150 mm, and a distance of 88 mm from the top edge to the cutout.
- Air Outlet View:** Shows a cube with arrows indicating possible air outlet directions: up, down, and side.

Isometric view

Front view

Side view

Top view

Possible air outlet directions

Cut-out 285 mm x 711 mm

Code	Description	Price (€)
8034122365435	Parallel - Built-in - 76 cm - Black - 800 m3/h	
8034122366319	Parallel - Built-in - 76 cm - White - 800 m3/h	
Accessories		
KACL.1039	Carbon.Zeo Microtech filter	



# Gruppo Incasso

**Seamless integration**  
With its extremely thin steel frame, Gruppo Incasso is designed to seamlessly integrate with your kitchen's design, aligning perfectly with the bottom edge of the cabinet. With an extremely minimal design, its perimeter suction guarantees excellent performance, while its removable panel makes it equally easy to clean. A strip with Dynamic LED Light technology guarantees excellent lighting of the

cooking area while at the same time adapting to the various environments, allowing you to modulate between warm and cold light tones. Available in different versions, all models in our Gruppo Incasso line can be combined with Falmec induction worktops that feature our Dialogue System control system: another useful function to help you in your kitchen.











White - 50 cm



Black - 70 cm

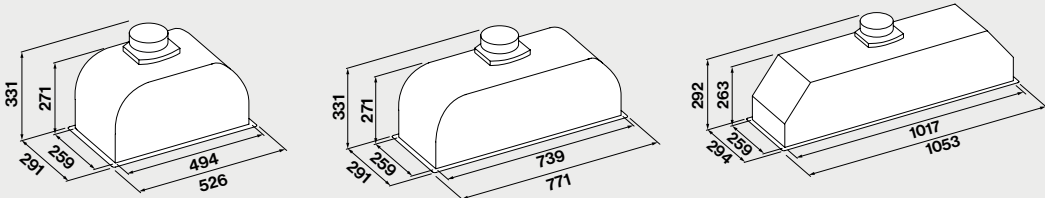


Inox - 105 cm

# Gruppo Incasso

Design Falmec Lab

<b>Installazione</b>	Incasso
<b>Modalità</b>	Aspirante/Filtrante
<b>Dimensioni</b>	50 cm/70 cm/105 cm
<b>Materiali/Finiture</b>	Acciaio verniciato bianco/nero Acciaio inox (AISI 304) scotch brite
	<div><div></div><div></div><div></div></div>
<b>Caratteristiche</b>	Aspirazione perimetrale
<b>Controllo</b>	Pulsantiera elettronica Telecomando (opzionale) Dialogue system
<b>Velocità</b>	3 + boost
<b>Livello sonoro</b>	Min. velocità 51 dB(A) Max velocità 64 dB(A)
<b>Motore</b>	800 m³/h
<b>Filtrazione</b>	Filtro antigrasso metallico, asportabile e lavabile Filtro carbone (opzionale)
<b>Illuminazione</b>	Luce dimmerabile Luce dinamica 50 cm: Led 2x1,7 W - 2700 K / 5600 K 70 cm: Led 2x2,3 W - 2700 K / 5600 K 105 cm: Led 2x3 W - 2700 K / 5600 K
<b>Voltaggio / Frequenza</b>	220-240V ~ 50-60Hz
<b>Distanza minima dal piano</b>	Induzione 52 cm / Gas 62 cm
<b>Peso netto</b>	8/9/15 kg
<b>Classe energetica</b>	A/B



Cut-out 50 cm: 262 x 506 mm      70 cm: 262 x 751 mm      105 cm: 262 x 1029 mm

Code	Description	Price (€)
8034122367194	Gruppo Incasso - Plus - Built-in - 50 cm - Black - 800 m3/h	
8034122367187	Gruppo Incasso - Plus - Built-in - 50 cm - Inox - 800 m3/h	
8034122367170	Gruppo Incasso - Plus - Built-in - 50 cm - White - 800 m3/h	
8034122367231	Gruppo Incasso - Plus - Built-in - 70 cm - Black - 800 m3/h	
8034122367224	Gruppo Incasso - Plus - Built-in - 70 cm - Inox - 800 m3/h	
8034122367217	Gruppo Incasso - Plus - Built-in - 70 cm - White - 800 m3/h	
8034122367163	Gruppo Incasso - Plus - Built-in - 105 cm - Black - 800 m3/h	
8034122367156	Gruppo Incasso - Plus - Built-in - 105 cm - Inox - 800 m3/h	
8034122367149	Gruppo Incasso - Plus - Built-in - 105 cm - White - 800 m3/h	
<b>Accessories</b>		
103050091	Round charcoal filter Ø170 mm - Type 6	
105080053	Remote control	

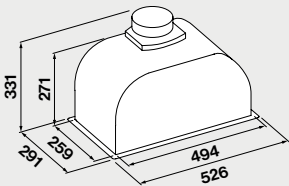




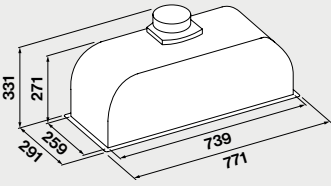
# Gruppo Incasso Green Tech

Design Falmec Lab

<b>Installation</b>	Built-in
<b>Function</b>	Extracting/Filtering
<b>Dimensions</b>	50 cm/70 cm
<b>Materials/Finishes</b>	Stainless steel (AISI 304) scotch brite
<b>Features</b>	Perimeter suction
<b>Control</b>	Electronic control Remote control (optional) Dialogue system
<b>Speed</b>	3 + boost
<b>Sound level</b>	Min. speed 47 dB(A) Max. speed 61 dB(A)
<b>Motor</b>	Green Tech Motor 800 m³/h
<b>Filters</b>	Metallic grease filter, removable and washable Charcoal filter (optional)
<b>Lighting</b>	Dimmable lighting Dynamic Light 50 cm: Led 2x1,7 W - 2700 K / 5600 K 70 cm: Led 2x1,7 W - 2700 K / 5600 K
<b>Voltage / Frequency</b>	220-240V ~ 50-60Hz
<b>Worktop minimum distance</b>	Induction 52 cm / Gas 62 cm
<b>Net weight</b>	8/9 kg
<b>Energy class</b>	A+



Cut-out 50 cm: 262 x 506 mm



70 cm: 262 x 751 mm

Code	Description	Price (€)
8034122367286	Gruppo Incasso Green Tech - Plus - Built-in - 50 cm - Inox - 800 m3/h	
8034122367293	Gruppo Incasso Green Tech - Plus - Built-in - 70 cm - Inox - 800 m3/h	
<b>Accessories</b>		
103050093	Charcoal Filter Ø192mm	
105080053	Remote control	

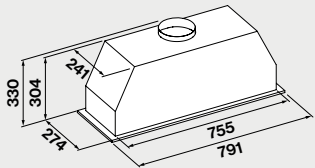




# Gruppo Incasso Pro

Design Falmec Lab

<b>Installation</b>	Built-in
<b>Function</b>	Extracting/Filtering
<b>Dimensions</b>	80 cm
<b>Materials/Finishes</b>	Stainless steel (AISI 304) scotch brite
<b>Features</b>	Liquid collector
<b>Control</b>	Electronic control Remote control (optional) Dialogue system 
<b>Speed</b>	3 + boost
<b>Sound level</b>	Min. speed 53 dB(A) Max. speed 64 dB(A)
<b>Motor</b>	1000 m³/h
<b>Filters</b>	Professional Baffle Filters
<b>Lighting</b>	Dimmable lighting Dynamic Light 80 cm: Led 2x1,8 W - 2700 K / 5600 K
<b>Voltage / Frequency</b>	220-240V ~ 50-60Hz
<b>Worktop minimum distance</b>	Induction 52 cm / Gas 60 cm
<b>Net weight</b>	13 kg
<b>Energy class</b>	A



Cut-out 245 x 762 mm

Code	Description	Price (€)
8034122367545	Gruppo Incasso Pro - Plus - Built-in - 80 cm - Inox - 950 m3/h	
<b>Accessories</b>		
105080053	Remote control	






# Gruppo Incasso NRS

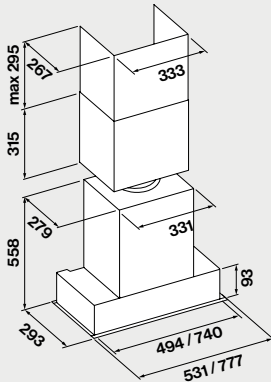
Design Falmec Lab



<b>Installation</b>	Built-in
<b>Function</b>	Extracting/Filtering
<b>Dimensions</b>	50 cm/70 cm
<b>Materials/Finishes</b>	Stainless steel (AISI 304) scotch brite



<b>Features</b>	NRS technology for a quieter kitchen
<b>Control</b>	Electronic control Remote control included Dialogue system 
<b>Speed</b>	3 + boost
<b>Sound level</b>	Min. speed 38 dB(A) Max. speed 50 dB(A)
<b>Motor</b>	800 m³/h
<b>Filters</b>	Metallic grease filter, removable and washable Carbon.Zeo Microtech filter (optional)
<b>Lighting</b>	Dimmable lighting Dynamic Light 50 cm: Led 2x1,7 W - 2700 K / 5600 K 70 cm: Led 2x2,3 W - 2700 K / 5600 K
<b>Voltage / Frequency</b>	220-240V ~ 50-60Hz
<b>Worktop minimum distance</b>	Induction 52 cm / Gas 63 cm
<b>Net weight</b>	22/23 kg
<b>Energy class</b>	A



Cut-out  
50 cm: 262 x 506 mm  
70 cm: 262 x 751 mm


Code	Description	Price (€)
8034122367200	Gruppo Incasso NRS - Plus - Built-in - 50 cm - Inox - 800 m3/h	
8034122367248	Gruppo Incasso NRS - Plus - Built-in - 70 cm - Inox - 800 m3/h	
<b>Accessories</b>		
KACL.1039	Carbon.Zeo Microtech filter	

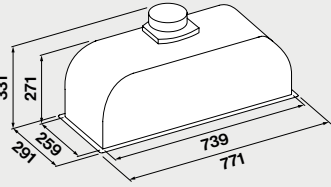
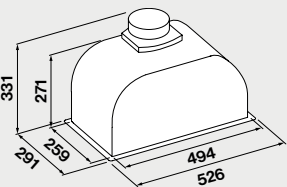




# Gruppo Incasso Murano

Design Falmec Lab

<b>Installation</b>	Built-in
<b>Function</b>	Extracting/Filtering
<b>Dimensions</b>	50 cm/70 cm
<b>Materials/Finishes</b>	Painted steel white/black Handmade blown glass white Tempered glass black
	<div><div></div><div></div></div>
<b>Features</b>	Perimeter suction with tempered glass panel
<b>Control</b>	Touch control + 24 h function Remote control included Dialogue system 
<b>Speed</b>	3 + boost
<b>Sound level</b>	Min. speed 49 dB(A) Max. speed 61 dB(A)
<b>Motor</b>	800 m³/h
<b>Filters</b>	Metallic grease filter, removable and washable Charcoal filter
<b>Lighting</b>	Dynamic Light 50 cm: Led 2x2,4 W - 2700 K / 5600 K 70 cm: Led 2x2,4 W - 2700 K / 5600 K
<b>Voltage / Frequency</b>	220-240V ~ 50-60Hz
<b>Worktop minimum distance</b>	Induction 52 cm / Gas 62 cm
<b>Net weight</b>	8/10 kg
<b>Energy class</b>	B



Cut-out  
50 cm: 262 x 506 mm  
70 cm: 262 x 751 mm

Code	Description	Price (€)
8034122359458	Gruppo Incasso Murano - Built-in - 50 cm - Black - 800 m3/h	
8034122348391	Gruppo Incasso Murano - Built-in - 50 cm - White - 800 m3/h	
8034122359465	Gruppo Incasso Murano - Built-in - 70 cm - Black - 800 m3/h	
8034122348407	Gruppo Incasso Murano - Built-in - 70 cm - White - 800 m3/h	
<b>Accessories</b>		
103050091	Round charcoal filter Ø170 mm - Type 6	

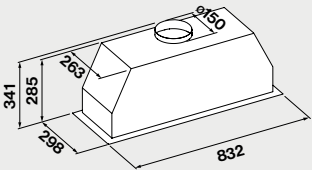




# Gruppo Incasso No-Drop

Design Falmec Lab

<b>Installation</b>	Built-in
<b>Function</b>	Extracting/Filtering
<b>Dimensions</b>	90 cm
<b>Materials/Finishes</b>	Stainless steel (AISI 304) scotch brite
<b>Features</b>	Liquid collector No-Drop System anti-condensation patented technology
<b>Control</b>	Electronic control Remote control (optional) Dialogue system 
<b>Speed</b>	3 + boost
<b>Sound level</b>	Min. speed 51 dB(A) Max. speed 64 dB(A)
<b>Motor</b>	800 m³/h
<b>Filters</b>	Charcoal filter (optional) Anti-condensation no-drop filter in technopolymer
<b>Lighting</b>	Dimmable lighting Dynamic Light 90 cm: Led 2x1,8 W - 2700 K / 5600 K
<b>Voltage / Frequency</b>	220-240V ~ 50-60Hz
<b>Worktop minimum distance</b>	Induction 52 cm / Gas 62 cm
<b>Net weight</b>	12 kg
<b>Energy class</b>	A



Cut-out 267 x 807 mm

Code	Description	Price (€)
8034122367262	Gruppo Incasso No-Drop - Plus - Built-in - 90 cm - Inox - 800 m3/h	
<b>Accessories</b>		
103050091	Round charcoal filter Ø170 mm - Type 6	
105080053	Remote control	

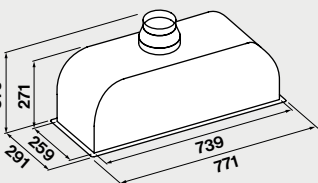
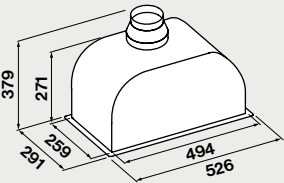




# Built-in

Design Falmec Lab

<b>Installation</b>	Built-in
<b>Function</b>	Extracting/Filtering
<b>Dimensions</b>	50 cm/70 cm
<b>Materials/Finishes</b>	Stainless steel (AISI 430) scotch brite
<b>Control</b>	Electronic control
<b>Speed</b>	3
<b>Motor</b>	600 m³/h
<b>Filters</b>	Metallic grease filter, removable and washable Charcoal filter (optional)
<b>Lighting</b>	LED lighting 50 cm: Led 2x1,2 W - 3200 K 70 cm: Led 2x1,2 W - 3200 K
<b>Voltage / Frequency</b>	220-240V ~ 50-60Hz
<b>Worktop minimum distance</b>	Induction 52 cm / Gas 62 cm



Cut-out  
50 cm: 506 mm x 262 mm  
70 cm: 751 mm x 262 mm

Code	Description	Price (€)
8034122504575	Built-in - Evolution - Built-in - 50 cm - Inox - 600 m3/h	
8034122504582	Built-in - Evolution - Built-in - 70 cm - Inox - 600 m3/h	
<b>Accessories</b>		
103050091	Round charcoal filter Ø170 mm - Type 6	





## Ceiling

Suitable for open-plan spaces with adjoining kitchen and living areas, these hoods extract fumes and vapours that naturally float upwards, eliminating odours and improving air quality. Falmec has a multitude of ceiling options, and is able to completely satisfy a range of aesthetic and technical requirements thanks to the possibility of combining various motors and extremely compact installation options - ideal for spaces with reduced height.





# Alba


## *Technological transparency*

A functional heart built into in a false ceiling and combined with a glass frame - the only visible element of the entire system - make Alba an ideal ceiling solution for those who prefer an understated, elegant style. The glass frame traces a clean, transparent line, which is set off by a light that also illuminates the hob. In addition to its

perimeter suction, it has a white panel that can be painted to perfectly match the colour of the ceiling if required. Winner of the 2018 Good Design Award, Alba was conceived in collaboration with prestigious designers Saggia & Sommella, who expressed their experience in lighting design.



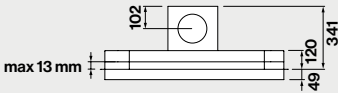
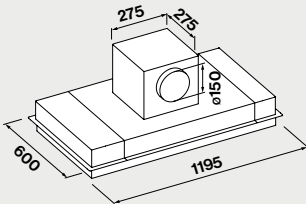


<b>Installation</b>	Ceiling
<b>Function</b>	Extracting/Filtering
<b>Dimensions</b>	120 cm
<b>Materials/Finishes</b>	Tempered glass
<b>Features</b>	Perimeter suction
<b>Control</b>	Electronic control Remote control included Dialogue system 
<b>Speed</b>	3 + boost
<b>Sound level</b>	Min. speed 50 dB(A) Max. speed 64 dB(A)
<b>Motor</b>	Motor sold separately
<b>Filters</b>	Metallic grease filter, removable and washable Combined regenerable Carbon.Zeo filter (optional)
<b>Lighting</b>	Perimeter Led Lighting 120 cm: LED (4000 K)
<b>Voltage / Frequency</b>	220-240V ~ 50-60Hz
<b>Worktop maximum distance</b>	Induction 150 cm / Gas 150 cm
<b>Net weight</b>	45 kg
<b>Energy class</b>	C

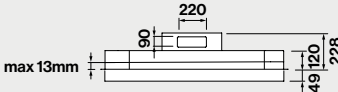
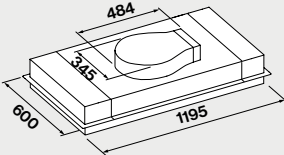
Data with motor 950 m3/h



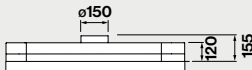
Under-roof motor installed on the hood



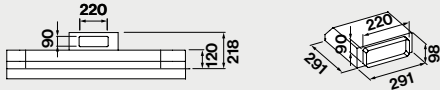
Slim motor (only on hood)



Remote units



Junction (KACL.789) for connecting rectangular pipes and remote motors



For more information on installation options and technical details, see the dedicated section at the end of the catalogue.

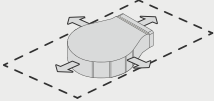
Code	Description	Price (€)
8034122359526	Alba - Ceiling - 120 cm - Glass	
<b>Motors</b>		
KACL.782#49F	Slim motor 800 m3/h	
KACL.798#41F	Remote under-roof motor 950 m3/h	
KACL.770#41F	Remote under-roof 1100 m3/h Brushless	
KACL.786#41F	Outdoor extractor fan 1000 m3/h	
KACL.796#4AF	Outdoor extractor fan 1500 m3/h	
KACL.797#4AF	Remote under-roof motor 1300 m3/h	
<b>Accessories</b>		
KACL.928	Carbon.Zeo filter spare part (horizontal outlet)	
KACL.931	Carbon.Zeo filter spare part (vertical outlet)	
KACL.939#BF	Carbon.Zeo filter unit kit for ceiling (horizontal outlet)	
KACL.953#BF	Carbon.Zeo filter unit kit for ceiling (vertical outlet)	
KACL.398	Flange - Ø150	
KACL.396	Flange - Ø200	
KACL.789	Junction for ceiling hoods	

Cut-out 603 x 1200 mm

Possible air outlet directions under-roof/on hood motor



Possible directions for Slim motor air outlets





# Vega

*A “star” in the kitchen*  
Falmec’s exclusive Circle.Tech technology applied to a ceiling hood, integrating the perimeter suction and filtering functions into a single solution, to ensure optimal efficiency while taking up minimal space. All this with a design made up of symmetrical segments, which form a harmonious, vertical graphic motif that is enclosed by a frame available in a white,

black or stainless steel finish. Vega’s perfect geometry is enriched by a large tempered glass shade, which is illuminated by Dynamic LED Light technology, allowing you to modulate the tone of the light. The filtering apparatus is concealed to ensure minimal aesthetics and easy access to the Carbon.Zeo filter, twice as effective as traditional filters.



Black








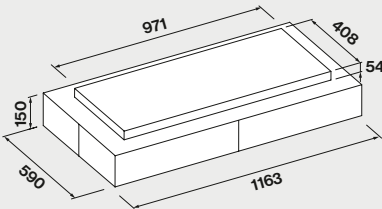


# Vega

Design Emo Design



<b>Installation</b>	Ceiling
<b>Function</b>	Filtering
<b>Dimensions</b>	115 cm
<b>Materials/Finishes</b>	Painted steel white/black
	 
<b>Features</b>	Perimeter suction Circle.Tech technology with Carbon.Zeo Filters
<b>Control</b>	Electronic control Remote control included Dialogue system 
<b>Speed</b>	3 + boost
<b>Sound level</b>	Min. speed 48 dB(A) Max. speed 60 dB(A)
<b>Motor</b>	600 m³/h
<b>Filters</b>	Metallic grease filter, removable and washable
<b>Lighting</b>	Diffuse illumination Dimmable lighting Dynamic Light 115 cm: Strip Led - 2700 K / 5600 K
<b>Voltage / Frequency</b>	220-240V ~ 50-60Hz
<b>Worktop maximum distance</b>	Induction 150 cm / Gas 150 cm
<b>Net weight</b>	45 kg



Code	Description	Price (€)
8034122477176	Vega - Ceiling - 115 cm - Black - 600 m3/h	
8034122477169	Vega - Ceiling - 115 cm - White - 600 m3/h	
<b>Accessories</b>		
KACL.944	Carbon.Zeo spare filter kit for Circle.Tech hoods	



# Nuvola

## Luminous presence

The combination of metal and glass makes Nuvola a stylish object of design mounted in the ceiling above the hob that, in addition to guaranteeing customisable suction power, provides a useful light source that can also be modulated between colder and warmer tones, according to your living room's use or ambience. Although suited to modern contexts when discreetly mounted into a false ceiling, it can also be set off against the latter in a play of different colours. What's more, its raised position frees up space, including that of the wall beneath it, in which other kitchen elements, communicating directly with Falmec induction hobs via Dialogue System technology, can be installed.





# Nuvola 90

Design Falmec Lab

<b>Installation</b>	Ceiling
<b>Function</b>	Extracting/Filtering
<b>Dimensions</b>	90 cm
<b>Materials/Finishes</b>	Painted steel white Stainless steel (AISI 304) scotch brite



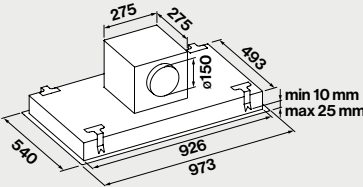
<b>Features</b>	Perimeter suction
<b>Control</b>	Electronic control Remote control included Dialogue system 
<b>Speed</b>	3 + boost
<b>Sound level</b>	Min. speed 48 dB(A) Max. speed 62 dB(A)
<b>Motor</b>	Motor sold separately
<b>Filters</b>	Metallic grease filter, removable and washable Combined regenerable Carbon.Zeo filter (optional)
<b>Lighting</b>	Dynamic Light 90 cm: Strip Led - 2700 K / 5600 K
<b>Voltage / Frequency</b>	220-240V ~ 50-60Hz
<b>Worktop maximum distance</b>	Induction 150 cm / Gas 150 cm
<b>Net weight</b>	27 kg
<b>Energy class</b>	B/C

Data with motor 950 m3/h

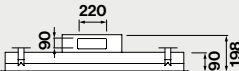
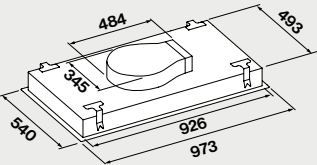
For more information on installation options and technical details, see the dedicated section at the end of the catalogue.

Code	Description	Price (€)
8034122363127	Nuvola 90 - Ceiling - 90 cm - LED - Inox	
8034122363110	Nuvola 90 - Ceiling - 90 cm - LED - White	
<b>Motors</b>		
KACL.782#49F	Slim motor 800 m3/h	
KACL.798#41F	Remote under-roof motor 950 m3/h	
KACL.770#41F	Remote under-roof 1100 m3/h Brushless	
KACL.786#41F	Outdoor extractor fan 1000 m3/h	
KACL.796#4AF	Outdoor extractor fan 1500 m3/h	
KACL.797#4AF	Remote under-roof motor 1300 m3/h	
<b>Accessories</b>		
KACL.928	Carbon.Zeo filter spare part (horizontal outlet)	
KACL.931	Carbon.Zeo filter spare part (vertical outlet)	
KACL.939#BF	Carbon.Zeo filter unit kit for ceiling (horizontal outlet)	
KACL.953#BF	Carbon.Zeo filter unit kit for ceiling (vertical outlet)	
KACL.398	Flange - Ø150	
KACL.396	Flange - Ø200	
KACL.789	Junction for ceiling hoods	

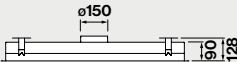
Under-roof motor installed on the hood



Slim motor (only on hood)



Remote units



Junction (KACL.789) for connecting rectangular pipes and remote motors

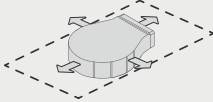


Cut-out 505 x 940 mm

Possible air outlet directions under-roof/on hood motor




Possible directions for Slim motor air outlets





# Nuvola 140

Design Falmec Lab

<b>Installation</b>	Ceiling
<b>Function</b>	Extracting/Filtering
<b>Dimensions</b>	140 cm
<b>Materials/Finishes</b>	Painted steel white Stainless steel (AISI 304) scotch brite
	<div><div></div><div></div></div>
<b>Features</b>	Perimeter suction
<b>Control</b>	Electronic control Remote control included Dialogue system 
<b>Speed</b>	3 + boost
<b>Sound level</b>	Min. speed 48 dB(A) Max. speed 62 dB(A)
<b>Motor</b>	Motor sold separately
<b>Filters</b>	Metallic grease filter, removable and washable Combined regenerable Carbon.Zeo filter (optional)
<b>Lighting</b>	Dynamic Light 140 cm: Strip Led - 2700 K / 5600 K
<b>Voltage / Frequency</b>	220-240V ~ 50-60Hz
<b>Worktop maximum distance</b>	Induction 150 cm / Gas 150 cm
<b>Net weight</b>	40 kg
<b>Energy class</b>	C

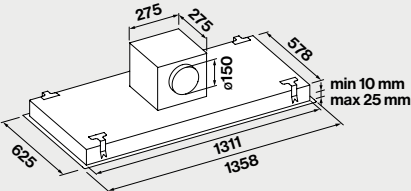
Data with motor 950 m3/h



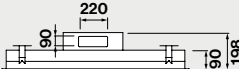
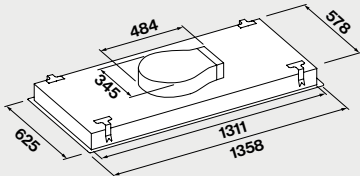
For more information on installation options and technical details, see the dedicated section at the end of the catalogue.

Code	Description	Price (€)
8034122363189	Nuvola 140 - Ceiling - 140 cm - LED - Inox	
8034122363172	Nuvola 140 - Ceiling - 140 cm - LED - White	
<b>Motors</b>		
KACL.782#49F	Slim motor 800 m3/h	
KACL.798#41F	Remote under-roof motor 950 m3/h	
KACL.770#41F	Remote under-roof 1100 m3/h Brushless	
KACL.786#41F	Outdoor extractor fan 1000 m3/h	
KACL.796#4AF	Outdoor extractor fan 1500 m3/h	
KACL.797#4AF	Remote under-roof motor 1300 m3/h	
KACL.704#4AF	Remote roof motor 1500 m3/h	
<b>Accessories</b>		
KACL.928	Carbon.Zeo filter spare part (horizontal outlet)	
KACL.931	Carbon.Zeo filter spare part (vertical outlet)	
KACL.939#BF	Carbon.Zeo filter unit kit for ceiling (horizontal outlet)	
KACL.953#BF	Carbon.Zeo filter unit kit for ceiling (vertical outlet)	
KACL.398	Flange - Ø150	
KACL.396	Flange - Ø200	
KACL.789	Junction for ceiling hoods	

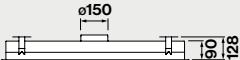
Under-roof motor installed on the hood



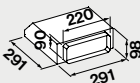
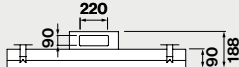
Slim motor (only on hood)



Remote units



Junction (KACL.789) for connecting rectangular pipes and remote motors

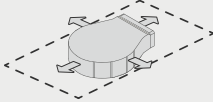


Cut-out 590 x 1325 mm

Possible air outlet directions under-roof/on hood motor



Possible directions for Slim motor air outlets





# Nube

*Perfect integration*  
Invisible, efficient and silent, Nube is a simple, geometric object which, thanks to a range of finishes and sizes, fits perfectly into the ceilings of modern, minimal spaces. Nube gives you the complete freedom of choice in personalised lighting that is completely detached from the hood, while maintaining its primary suction function. You can choose from a range of accessory

motors, according to your power requirements, and the space available in the false ceiling. Like the other Falmec ceiling hoods, Nube is also available in a filtering version with an exclusive Carbon.Zeo filter, which guarantees exceptional performance when it comes to air filtration and moisture absorption, even in recirculation mode.




White





# Nube

Design Falmec Lab

<b>Installation</b>	Ceiling
<b>Function</b>	Extracting/Filtering
<b>Dimensions</b>	90 cm
<b>Materials/Finishes</b>	Painted steel white Stainless steel (AISI 304) scotch brite
	<div><div></div><div></div></div>
<b>Features</b>	Perimeter suction
<b>Control</b>	Electronic control Remote control included Dialogue system 
<b>Speed</b>	3 + boost
<b>Sound level</b>	Min. speed 48 dB(A) Max. speed 62 dB(A)
<b>Motor</b>	Motor sold separately
<b>Filters</b>	Metallic grease filter, removable and washable Combined regenerable Carbon.Zeo filter (optional)
<b>Lighting</b>	90 cm: No lighting
<b>Voltage / Frequency</b>	220-240V ~ 50-60Hz
<b>Worktop maximum distance</b>	Induction 150 cm / Gas 150 cm
<b>Net weight</b>	23 kg
<b>Energy class</b>	B

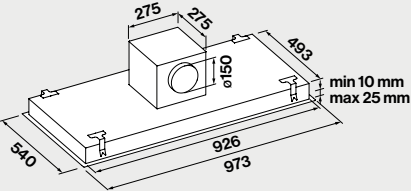
Data with motor 950 m3/h



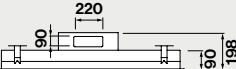
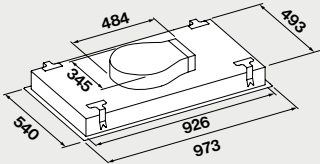
For more information on installation options and technical details, see the dedicated section at the end of the catalogue.

Code	Description	Price (€)
8034122363233	Nube - Ceiling - 90 cm - Inox	
8034122363226	Nube - Ceiling - 90 cm - White	
<b>Motors</b>		
KACL.782#49F	Slim motor 800 m3/h	
KACL.798#41F	Remote under-roof motor 950 m3/h	
KACL.770#41F	Remote under-roof 1100 m3/h Brushless	
KACL.786#41F	Outdoor extractor fan 1000 m3/h	
KACL.796#4AF	Outdoor extractor fan 1500 m3/h	
KACL.797#4AF	Remote under-roof motor 1300 m3/h	
<b>Accessories</b>		
KACL.928	Carbon.Zeo filter spare part (horizontal outlet)	
KACL.931	Carbon.Zeo filter spare part (vertical outlet)	
KACL.939#BF	Carbon.Zeo filter unit kit for ceiling (horizontal outlet)	
KACL.953#BF	Carbon.Zeo filter unit kit for ceiling (vertical outlet)	
KACL.398	Flange - Ø150	
KACL.396	Flange - Ø200	
KACL.789	Junction for ceiling hoods	

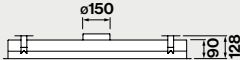
Under-roof motor installed on the hood



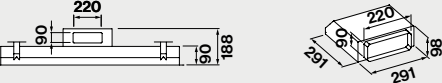
Slim motor (only on hood)



Remote units



Junction (KACL.789) for connecting rectangular pipes and remote motors

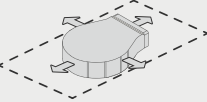


Cut-out 505 x 940 mm

Possible air outlet directions under-roof/on hood motor



Possible directions for Slim motor air outlets





# Skema

**Luminous performance**  
The Skema ceiling hood has a minimal design aimed at open-plan spaces with adjoining kitchen and living areas. A steel frame borders a metal central panel, that conceals the suction element, and two tempered glass panels with diffused LED light. These two large illuminated surfaces are equipped with Dynamic LED Light technology, which allows you to modulate

between warm and cold chromatic tones. Its 120 cm long frame is available in AISI 304 stainless steel, matt black, or white. Skema is compatible with the various Falmec motors, both in suction and filtering mode, thanks to our exclusive Carbon.Zeo kits, which guarantee excellent moisture and odour absorption capacity.





Skema

Design Falmec Lab

**Installation** Ceiling  
**Function** Extracting/Filtering  
**Dimensions** 120 cm  
**Materials/Finishes** Painted steel white/black



**Features** Perimeter suction  
**Control** Electronic control  
Remote control included  
Dialogue system

**Speed** 3 + boost  
**Sound level** Min. speed 50 dB(A)  
Max. speed 64 dB(A)

**Motor** Motor sold separately  
**Filters** Metallic grease filter, removable and washable  
Combined regenerable Carbon.Zeo filter (optional)

**Lighting** LED lighting  
Dynamic Light  
120 cm: All surface led 43 W (2700-5600 K)

**Voltage / Frequency** 220-240V ~ 50-60Hz  
**Worktop maximum distance** Induction 150 cm / Gas 150 cm  
**Net weight** 27 kg  
**Energy class** B

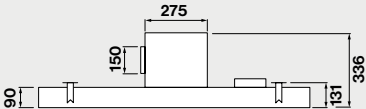
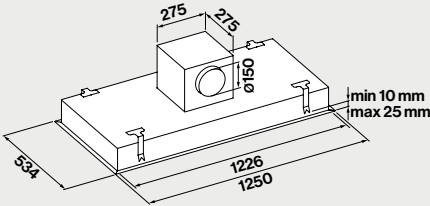


Data with motor 950 m3/h

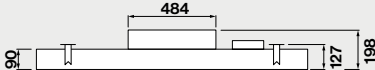
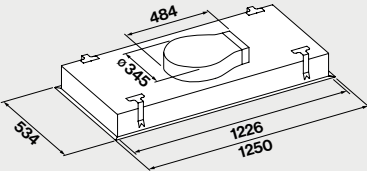
For more information on installation options and technical details, see the dedicated section at the end of the catalogue.

Code	Description	Price (€)
8034122360980	Skema - Ceiling - 120 cm - LED - Black	
8034122360966	Skema - Ceiling - 120 cm - LED - White	
Motors		
KACL.782#49F	Slim motor 800 m3/h	
KACL.798#41F	Remote under-roof motor 950 m3/h	
KACL.770#41F	Remote under-roof 1100 m3/h Brushless	
KACL.786#41F	Outdoor extractor fan 1000 m3/h	
KACL.796#4AF	Outdoor extractor fan 1500 m3/h	
KACL.797#4AF	Remote under-roof motor 1300 m3/h	
Accessories		
KACL.928	Carbon.Zeo filter spare part (horizontal outlet)	
KACL.931	Carbon.Zeo filter spare part (vertical outlet)	
KACL.939#BF	Carbon.Zeo filter unit kit for ceiling (horizontal outlet)	
KACL.953#BF	Carbon.Zeo filter unit kit for ceiling (vertical outlet)	
KACL.398	Flange - Ø150	
KACL.396	Flange - Ø200	
KACL.789	Junction for ceiling hoods	

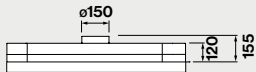
Under-roof motor installed on the hood



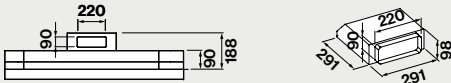
Slim motor (only on hood)



Remote units



Junction (KACL.789) for connecting rectangular pipes and remote motors



Cut-out 1240 x 505 mm

Possible air outlet directions under-roof/on hood motor



Possible directions for Slim motor air outlets





# Stella

*A light of its own*  
Inspired by a celestial body, and endowed with its very own light, Stella brings style to your kitchen ceiling. With customisable suction power and lighting tone that can be modulated between warm and cold tones Stella is embellished with two LED

strips, almost as if to define with precision its luminous effect on the hob. Further proof of Stella's versatility is the fact that it is available in different finishes and sizes, depending on your aesthetic and space requirements.




Inox





# Stella

Design Falmec Lab

<b>Installation</b>	Ceiling
<b>Function</b>	Extracting/Filtering
<b>Dimensions</b>	90 cm/120 cm
<b>Materials/Finishes</b>	Painted steel white/black Stainless steel (AISI 304) scotch brite
	<div><div></div><div></div><div></div></div>
<b>Features</b>	Perimeter suction
<b>Control</b>	Electronic control Remote control included Dialogue system 
<b>Speed</b>	3 + boost
<b>Sound level</b>	Min. speed 48 dB(A) Max. speed 63 dB(A)
<b>Motor</b>	Motor sold separately
<b>Filters</b>	Metallic grease filter, removable and washable Combined regenerable Carbon.Zeo filter (optional)
<b>Lighting</b>	Dimmable lighting Dynamic Light Strip LED
<b>Voltage / Frequency</b>	220-240V ~ 50-60Hz
<b>Worktop maximum distance</b>	Induction 150 cm / Gas 150 cm
<b>Net weight</b>	22/27 kg
<b>Energy class</b>	B

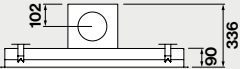
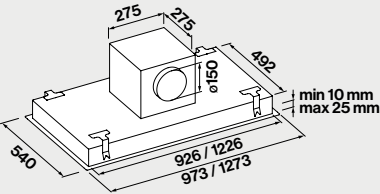
Data with motor 950 m3/h



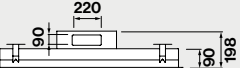
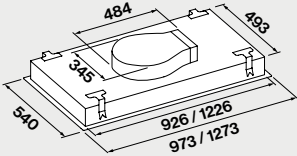
For more information on installation options and technical details, see the dedicated section at the end of the catalogue.

Code	Description	Price (€)
8034122368580	Stella - Plus - Ceiling - 90 cm - LED - Black	
8034122368573	Stella - Plus - Ceiling - 90 cm - LED - Inox	
8034122368566	Stella - Plus - Ceiling - 90 cm - LED - White	
8034122368542	Stella - Plus - Ceiling - 120 cm - LED - White	
8034122368559	Stella - Plus - Ceiling -120 cm - LED - Inox	
<b>Motors</b>		
KACL.782#49F	Slim motor 800 m3/h	
KACL.798#41F	Remote under-roof motor 950 m3/h	
KACL.770#41F	Remote under-roof 1100 m3/h Brushless	
KACL.786#41F	Outdoor extractor fan 1000 m3/h	
KACL.796#4AF	Outdoor extractor fan 1500 m3/h	
KACL.797#4AF	Remote under-roof motor 1300 m3/h	
<b>Accessories</b>		
KACL.928	Carbon.Zeo filter spare part (horizontal outlet)	
KACL.931	Carbon.Zeo filter spare part (vertical outlet)	
KACL.939#BF	Carbon.Zeo filter unit kit for ceiling (horizontal outlet)	
KACL.953#BF	Carbon.Zeo filter unit kit for ceiling (vertical outlet)	
KACL.398	Flange - Ø150	
KACL.396	Flange - Ø200	
KACL.789	Junction for ceiling hoods	

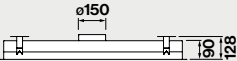
Under-roof motor installed on the hood



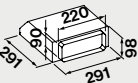
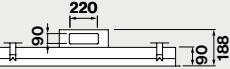
Slim motor (only on hood)



Remote units



Junction (KACL.789) for connecting rectangular pipes and remote motors

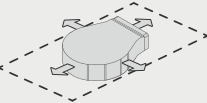


Cut-out  
90 cm: 505 x 940 mm  
120 cm: 505 x 1240 mm

Possible air outlet directions  
under-roof/on hood motor



Possible directions  
for Slim motor air outlets





# Sirio

## *White light among the stars*

Among our ceiling hoods that were inspired by the solar system, Sirio is a white star. In fact, its precious and distinctive white tempered glass finish not only brings extreme brightness to your kitchen but also makes cleaning extremely easy. Thanks to the Dialogue System, Sirio's



touch control panel can be controlled remotely or directly from Falmec induction hobs. Integrated into the glass, its lighting can be modulated between warm and cold tones, according to your cooking or ambient needs.





# Sirio

Design Falmec Lab

<b>Installation</b>	Ceiling
<b>Function</b>	Extracting/Filtering
<b>Dimensions</b>	90 cm
<b>Materials/Finishes</b>	Tempered glass white
	
<b>Features</b>	Perimeter suction
<b>Control</b>	Electronic control Remote control included Dialogue system 
<b>Speed</b>	3 + boost
<b>Sound level</b>	Min. speed 48 dB(A) Max. speed 62 dB(A)
<b>Motor</b>	Motor sold separately
<b>Filters</b>	Metallic grease filter, removable and washable Combined regenerable Carbon.Zeo filter (optional)
<b>Lighting</b>	Dynamic Light 90 cm: Led 4x3,6 W - 2700 K / 5600 K
<b>Voltage / Frequency</b>	220-240V ~ 50-60Hz
<b>Worktop maximum distance</b>	Induction 150 cm / Gas 150 cm
<b>Net weight</b>	27 kg
<b>Energy class</b>	B

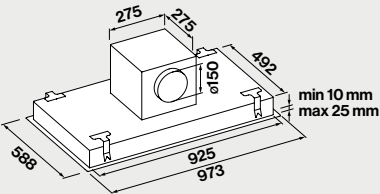
Data with motor 950 m3/h



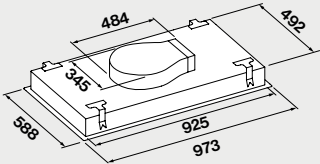
For more information on installation options and technical details, see the dedicated section at the end of the catalogue.

Code	Description	Price (€)
8034122363240	Sirio - Ceiling - 90 cm - LED - White	
<b>Motors</b>		
KACL.782#49F	Slim motor 800 m3/h	
KACL.798#41F	Remote under-roof motor 950 m3/h	
KACL.770#41F	Remote under-roof motor 1100 m3/h Brushless	
KACL.786#41F	Outdoor extractor fan 1000 m3/h	
KACL.796#4AF	Outdoor extractor fan 1500 m3/h	
KACL.797#4AF	Remote under-roof motor 1300 m3/h	
<b>Accessories</b>		
KACL.928	Carbon.Zeo filter spare part (horizontal outlet)	
KACL.931	Carbon.Zeo filter spare part (vertical outlet)	
KACL.939#BF	Carbon.Zeo filter unit kit for ceiling (horizontal outlet)	
KACL.953#BF	Carbon.Zeo filter unit kit for ceiling (vertical outlet)	
KACL.398	Flange - Ø150	
KACL.396	Flange - Ø200	
KACL.789	Junction for ceiling hoods	

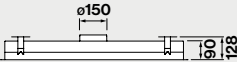
Under-roof motor installed on the hood



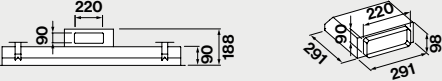
Slim motor (only on hood)



Remote units



Junction (KACL.789) for connecting rectangular pipes and remote motors

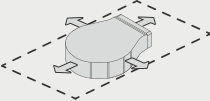


Cut-out 505 x 940 mm

Possible air outlet directions under-roof/on hood motor



Possible directions for Slim motor air outlets





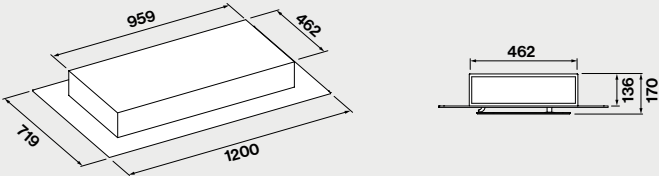




# Aura

Design Falmec Lab

<b>Installation</b>	Ceiling
<b>Function</b>	Filtering
<b>Dimensions</b>	120 cm
<b>Materials/Finishes</b>	Tempered glass white
	
<b>Features</b>	Perimeter suction
<b>Control</b>	Touch control Remote control included Dialogue system 
<b>Speed</b>	3 + boost
<b>Sound level</b>	Min. speed 53 dB(A) Max. speed 61 dB(A)
<b>Motor</b>	600 m³/h
<b>Filters</b>	Metallic grease filter, removable and washable Combined Carbon.Zeo filter, regenerable
<b>Lighting</b>	LED lighting Dynamic Light 120 cm: 2 led stripes 2x14 W (2700 K / 5500 K)
<b>Voltage / Frequency</b>	220-240V ~ 50-60Hz
<b>Worktop maximum distance</b>	Induction 150 cm / Gas 150 cm
<b>Net weight</b>	37 kg



Code	Description	Price (€)
8034122354507	Aura - Ceiling - 120 cm - White - 600 m3/h	
<b>Accessories</b>		
KACL.935	Carbon.Zeo filters - Spare	





## Island

The kitchen is taking on an ever more central role, not only in terms of house design, but also with regard to its inhabitants. Effective extraction has therefore become a fundamental element in ensuring a healthy and welcoming home environment. Lighting is also important not only in the cooking area, but also in order to create a pleasant ambience.



# Spazio

**Innovative personality**  
Originating from an innovative design idea, Spazio transforms functionality into an extraordinary experience. It was designed in order to make the most of available space and offer greater practicality. Its 180 cm island supporting structure features handy smoked glass shelves, a space with kitchen utensil hooks and a LED lighting system to illuminate the worktop.

However, what make Spazio truly unique are its accessories and additional features: from USB ports and electrical outlets for charging electronic devices, to its tablet holder and optional space for a small indoor herb garden. This hood also features Falmec's patented Circle.Tech system and Carbon.Zeo filter technology, twice as effective in retaining odours and moisture.








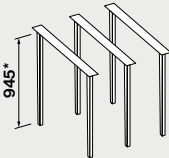
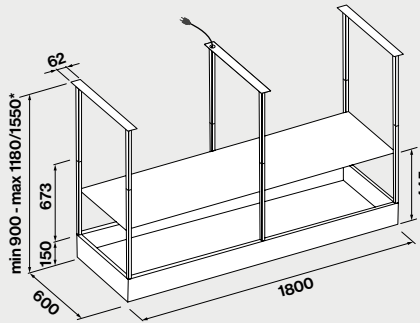


# Spazio

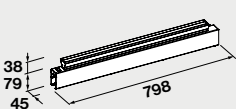
Design Francesco Lucchese



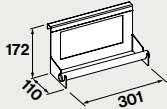
<b>Installation</b>	Island
<b>Function</b>	Filtering
<b>Dimensions</b>	180 cm
<b>Materials/Finishes</b>	Painted steel black Stainless steel scotch brite
<b>Features</b>	Equipped with power outlets and USB ports Several accessories and additional functionalities available: ladle hanger, spices shelf, tablet holder, and plants growing kit Circle.Tech technology with Carbon.Zeo Filters
<b>Control</b>	Electronic control Remote control included Dialogue system 
<b>Speed</b>	3 + boost
<b>Sound level</b>	Min. speed 48 dB(A) Max. speed 60 dB(A)
<b>Motor</b>	600 m³/h
<b>Filters</b>	Metallic grease filter, removable and washable Combined Carbon.Zeo filter, regenable
<b>Lighting</b>	Dimmable lighting Dynamic Light 180 cm: Strip Led - 2700 K / 5600 K
<b>Voltage / Frequency</b>	220-240V ~ 50-60Hz
<b>Worktop minimum distance</b>	Induction 52 cm / Gas 65 cm
<b>Net weight</b>	67 kg



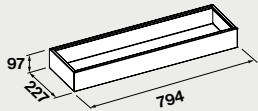
KACL.748#IF  
KACL.748#HF  
\*maximum height with rod  
extension: 1550 mm.



KACL.745#IF



KACL.746#IF  
KACL.746#HF




KACL.744#IF

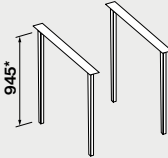
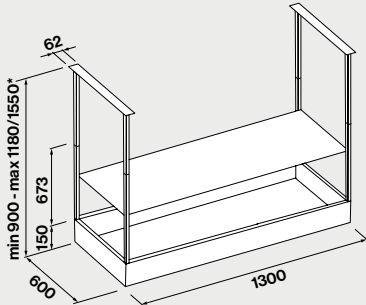
Code	Description	Price (€)
8034122476964	Spazio - Island - 180 cm - Black - 600 m3/h	
8034122476957	Spazio - Island - 180 cm - Inox - 600 m3/h	
<b>Accessories</b>		
KACL.748#HF	Black rods h945mm	
KACL.748#IF	Stainless Steel rods h 945 mm	
KACL.744#IF	Kit 2 trays for plant growing area	
KACL.745#IF	Light for plant growing area	
KACL.746#HF	Tissue holder (Black)	
KACL.746#IF	Tissue holder (stainless steel)	

# Spazio 130

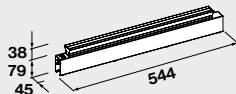
Design Francesco Lucchese



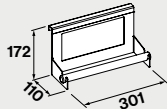
<b>Installation</b>	Island
<b>Function</b>	Filtering
<b>Dimensions</b>	130 cm
<b>Materials/Finishes</b>	Painted steel black
<b>Features</b>	Equipped with power outlets and USB ports Several accessories and additional functionalities available: ladle hanger, spices shelf, tablet holder, and plants growing kit Circle.Tech technology with Carbon.Zeo Filters
<b>Control</b>	Electronic control Remote control included Dialogue system 
<b>Speed</b>	3 + boost
<b>Sound level</b>	Min. speed 48 dB(A) Max. speed 60 dB(A)
<b>Motor</b>	600 m³/h
<b>Filters</b>	Metallic grease filter, removable and washable Combined Carbon.Zeo filter, regenable
<b>Lighting</b>	LED lighting Dimmable lighting Dynamic Light 130 cm: Strip Led - 2700 K / 5600 K
<b>Voltage / Frequency</b>	220-240V ~ 50-60Hz
<b>Worktop minimum distance</b>	Induction 52 cm / Gas 65 cm
<b>Net weight</b>	52 kg



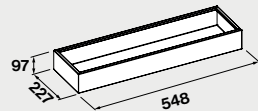
KACL.742#HF  
\*maximum height with rod  
extension: 1550 mm.



KACL.743#IF



KACL.746#HF



KACL.741#IF

Code	Description	Price (€)
8034122477640	Spazio 130 - Island - 130 cm - Black - 600 m3/h	
<b>Accessories</b>		
KACL.742#HF	Extension Rods Kit Black	
KACL.741#IF	Kit 2 trays for plant growing area	
KACL.743#IF	Light for plant growing area	
KACL.746#HF	Tissue holder (Black)	



# Europa 175

## *Evolved functionality*

The Europa 175 island model is the next step in the evolution of one of the Falmec products that has proved most popular, due to its functionality. Inspired by professional kitchens, with its extensive glass shelf and equipped kitchen utensil holder, Europa 175 meets both suction and practical requirements. Thanks to its new matt black painted steel finish, in line with the latest colour trends,

Europa 175 is an elegant solution for your kitchen island. Dynamic, dimmable lighting ensures excellent worktop visibility while creating a pleasant atmosphere. Europa 175 is also available in a filtering version that absorbs odours and reduces moisture, thanks to its innovative Carbon. Zeo filters.



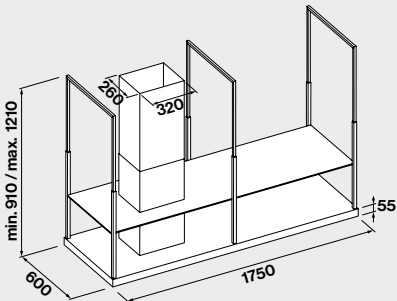




# Europa 175

Design Falmec Lab

<b>Installation</b>	Island
<b>Function</b>	Extracting/Filtering
<b>Dimensions</b>	175 cm
<b>Materials/Finishes</b>	Painted steel black
	
<b>Features</b>	Perimeter suction
<b>Control</b>	Electronic control Remote control (optional) Dialogue system 
<b>Speed</b>	3 + boost
<b>Sound level</b>	Min. speed 49 dB(A) Max. speed 62 dB(A)
<b>Motor</b>	800 m³/h
<b>Filters</b>	Metallic grease filter, removable and washable Carbon.Zeo Microtech filter (optional)
<b>Lighting</b>	Dimmable lighting Dynamic Light 175 cm: Led 4x1,2 W - 2700 K / 5600 K
<b>Voltage / Frequency</b>	220-240V ~ 50-60Hz
<b>Worktop minimum distance</b>	Induction 52 cm / Gas 63 cm
<b>Net weight</b>	67 kg
<b>Energy class</b>	B



Suction area 90 cm on the side of the chimney

Code	Description	Price (€)
8034122365688	Europa 175 - Island - 175 cm - Black - 800 m3/h	
<b>Accessories</b>		
KACL.1039	Carbon.Zeo Microtech filter	
KACL.557#N	Extension H1200 Island - Black	
KACL.1027#HF	Extension kit h125 cm	
KACL.866	Air flow conveyor for re-circulation versions (Island)	
105080053	Remote control	

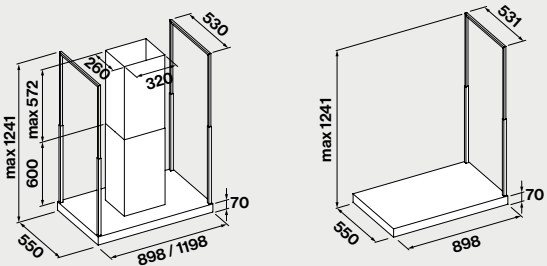





# Europa

Design Falmece Lab

<b>Installation</b>	Island
<b>Function</b>	Extracting/Filtering
<b>Dimensions</b>	Island 90 cm/120 cm
<b>Materials/Finishes</b>	Stainless steel (AISI 304) scotch brite
<b>Features</b>	Perimeter suction
<b>Control</b>	Electronic control
<b>Speed</b>	3 + boost
<b>Sound level</b>	Min. speed 49 dB(A) Max. speed 62 dB(A)
<b>Motor</b>	800 m³/h
<b>Filters</b>	Metallic grease filter, removable and washable Charcoal filter Island 90 cm: Led 4x1,2 W - 3200 K Island 120 cm: Led 4x1,2 W - 3200 K
<b>Voltage / Frequency</b>	220-240V ~ 50-60Hz
<b>Worktop minimum distance</b>	Induction 52 cm / Gas 63 cm
<b>Net weight</b>	Island 35/41 kg
<b>Energy class</b>	Island B



Code	Description	Price (€)
8034122205984	Europa - Island - 90 cm - Inox - 800 m3/h	
8034122205977	Europa - Island - 120 cm - Inox - 800 m3/h	
8034122205991	Europa - Shelf - 90 cm	
<b>Accessories</b>		
103050107	Square charcoal filter - Type 3	
KACL.866	Air flow conveyor for re-circulation versions (Island)	
KACL.066	Glass shelf - 90 cm	
KACL.065	Island glass 120 cm	
KACL.064	Island glass 90 cm	






## Light

### *Luminous lightness*

Inspired by the principle “less is more”, Light’s simplicity makes it unique and versatile at the same time. Two aluminium profiles enclose an ultra-compact suction body, thanks to innovative Multi-Air technology, while two smoked glass shelves add an additional element of functionality and beauty. LED strips are integrated into the external anodised aluminium profiles, ensuring diffused lighting over the whole hood surface while generating pleasant, characteristic lines

of light. In addition to the matt black version, the reflections generated by its new bronze finish accentuate its minimal form, enriching your kitchen environment with timeless emotions.

Thanks to its innovative design, between 2021 and 2022, the Light island model won over the judges of 5 international awards – the Good Design Award, German Design Award, iF Design Award, Iconic Award, Archiproducts Design Award and was chosen for the ADI Design Index 2022.





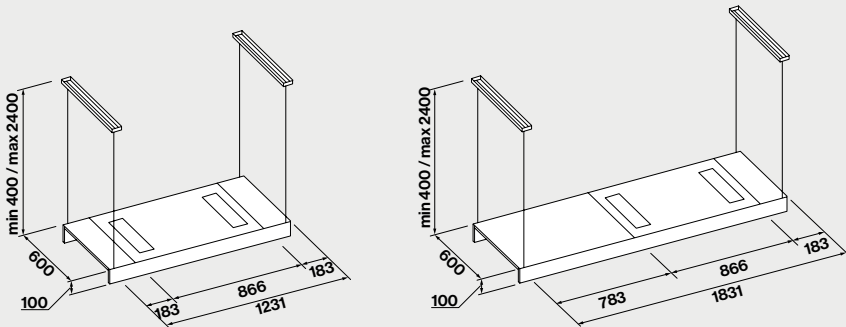


# Light

Design Falmec Lab



<b>Installation</b>	Island
<b>Function</b>	Filtering
<b>Dimensions</b>	120 cm/180 cm
<b>Materials/Finishes</b>	Anodized aluminium black/bronze Painted steel black
	<div><div></div><div></div></div>
<b>Features</b>	Perimeter suction Multi-Air technology
<b>Control</b>	Electronic control Remote control included Dialogue system
<b>Speed</b>	3 + boost
<b>Sound level</b>	Min. speed 43 dB(A) Max. speed 62 dB(A)
<b>Motor</b>	Brushless Motor 500 m³/h
<b>Filters</b>	Metallic grease filter, removable and washable Combined Carbon.Zeo filter, regenerable 120 cm: LED Strip (3000K) 180 cm: LED Strip (3000K)
<b>Voltage / Frequency</b>	220-240V ~ 50-60Hz
<b>Worktop minimum distance</b>	Induction 52 cm / Gas 65 cm
<b>Net weight</b>	31/40 kg



Code	Description	Price (€)
8034122362878	Light - Island - 120 cm - Black - 500 m3/h	
8034122364872	Light - Island - 120 cm - Bronze - 500 m3/h	
8034122362885	Light - Island - 180 cm - Black - 500 m3/h	
8034122364889	Light - Island - 180 cm - Bronze - 500 m3/h	
<b>Accessories</b>		
KACL.964	Carbon.Zeo filter	
KACL.144	Kit cables: adjustable up to 340 cm	




# Lumen Isola 175

## *Protagonist in the kitchen*

With its AISI 304 steel structure and imposing dimensions, Lumen Isola 175 is a spectacular presence. LED strips running along both sides provide the worktop with optimal illumination while at the same time diffusing evocative ambient light. Suction occurs along its perimeter near the extraction area, while its power is adjusted

via an electronic push-button panel located on the front. Utensils, containers and vases can be housed within its structure, further enhancing its role in the kitchen. Thanks to exclusive Silence NRS technology, it is incredibly silent when in operation: it is practically imperceptible.









# Lumen Island 175

Design Falmec Lab

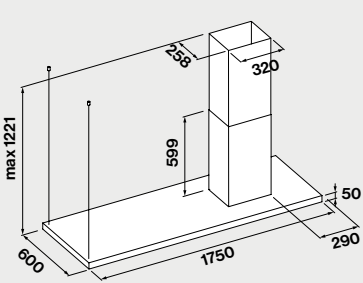
**Installation** Island  
**Function** Extracting/Filtering  
**Dimensions** 175 cm  
**Materials/Finishes** Stainless steel (AISI 304) scotch brite



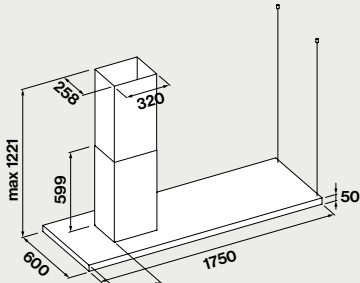
**Features** Perimeter suction  
**Control** Electronic control  
**Speed** 3 + boost  
**Sound level** Min. speed 49 dB(A)  
Max. speed 61 dB(A)

**Motor** 800 m³/h  
**Filters** Metallic grease filter, removable and washable  
Carbon.Zeo Microtech filter (optional)  
175 cm: Strip led (4000K)

**Voltage / Frequency** 220-240V ~ 50-60Hz  
**Worktop minimum distance** Induction 52 cm / Gas 64 cm  
**Net weight** 48 kg  
**Energy class** C



Right version



Left version


Code	Description	Price (€)
8034122363769	Lumen Island 175 - (Left) - Island - 175 cm - Inox - 800 m3/h	
8034122363752	Lumen Island 175 - (Right) - Island - 175 cm - Inox - 800 m3/h	
Accessories		
KACL.1039	Carbon.Zeo Microtech filter	
KACL.557#I	Extension H1200 Island - Inox	
KACL.866	Air flow conveyor for re-circulation versions (Island)	
KACL.815	Protective cleaning cloths for stainless steel (box 10 pcs)	

# Lumen Island 175 NRS

Design Falmec lab

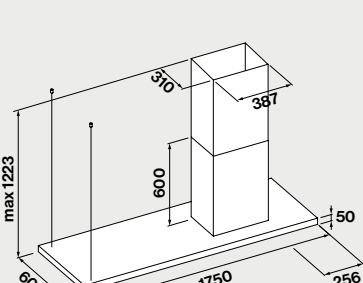
**Installation** Island  
**Function** Extracting/Filtering  
**Dimensions** 175 cm  
**Materials/Finishes** Stainless steel (AISI 304) scotch brite



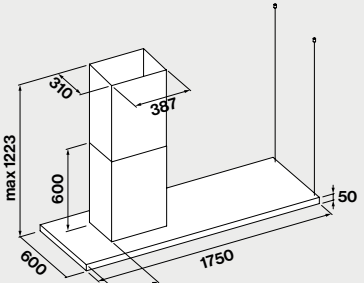
**Features** Perimeter suction  
NRS technology for a quieter kitchen  
**Control** Electronic control  
Dialogue system   
**Speed** 3 + boost  
**Sound level** Min. speed 37 dB(A)  
Max. speed 46 dB(A)

**Motor** 800 m³/h  
**Filters** Metallic grease filter, removable and washable  
Carbon.Zeo Microtech filter (optional)  
175 cm: Strip led (4000K)

**Voltage / Frequency** 220-240V ~ 50-60Hz  
**Worktop minimum distance** Induction 52 cm / Gas 64 cm  
**Net weight** 58 kg  
**Energy class** C



Right version



Left version

Code	Description	Price (€)
8034122362908	Lumen Island 175 NRS - (Left) - Island - 175 cm - Inox - 800 m3/h	
8034122362892	Lumen Island 175 NRS - (Right) - Island - 175 cm - Inox - 800 m3/h	
Accessories		
KACL.1039	Carbon.Zeo Microtech filter	
KACL.572#I	Extension H1200 Island - Inox	
KACL.400	Silent / Conveyor NRS	
KACL.815	Protective cleaning cloths for stainless steel (box 10 pcs)	
105080053	Remote control	



# Elle

## *Refined protagonist*

With its large dimensions and refined design, Elle is suited to convivial and open-plan spaces. Its rigorous forms are finished in a sophisticated matt black shade, enhancing its linearity and creating a striking contrast with the LED light extending along its lengthy edges. Elle's electronic push-button panel allows you to adjust suction according to 4

speeds, and is centrally located in order to accommodate chimney installation on either the right or left, as required. Elle is equipped with a powerful 800 m<sup>3</sup>/h motor and is also available as a recirculation version with Carbon.Zeo filters, which combine the natural anti-odour properties of coal and moisture reduction capabilities of zeolite.



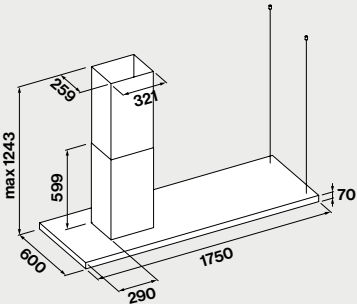




# Elle

Design Falmec Lab

<b>Installation</b>	Island
<b>Function</b>	Extracting/Filtering
<b>Dimensions</b>	180 cm
<b>Materials/Finishes</b>	Painted steel black
<b>Features</b>	Perimeter suction
<b>Control</b>	Electronic control Remote control (optional) Dialogue system 
<b>Speed</b>	3 + boost
<b>Sound level</b>	Min. speed 49 dB(A) Max. speed 61 dB(A)
<b>Motor</b>	800 m³/h
<b>Filters</b>	Metallic grease filter, removable and washable Carbon.Zeo Microtech filter (optional)
<b>Lighting</b>	Dimmable lighting Dynamic Light 180 cm: Strip Led - 2700 K / 5600 K
<b>Voltage / Frequency</b>	220-240V ~ 50-60Hz
<b>Worktop minimum distance</b>	Induction 52 cm / Gas 63 cm
<b>Net weight</b>	51 kg
<b>Energy class</b>	C



Suction area 90 cm on the side of the chimney


Code	Description	Price (€)
8034122362533	Elle - Island - 180 cm - Black - 800 m3/h	
<b>Accessories</b>		
KACL.1039	Carbon.Zeo Microtech filter	
KACL.557#N	Extension H1200 Island - Black	
KACL.866	Air flow conveyor for re-circulation versions (Island)	
105080053	Remote control	

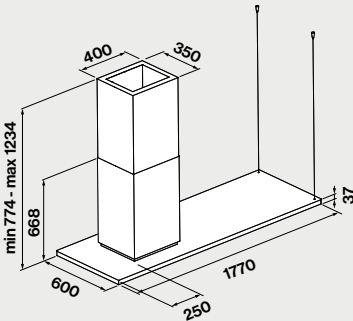




# Zenith NRS

Design Vittore Nioiu

<b>Installation</b>	Island
<b>Function</b>	Extracting/Filtering
<b>Dimensions</b>	180 cm
<b>Materials/Finishes</b>	Stainless steel (AISI 304) scotch brite Tempered glass
<b>Features</b>	NRS technology for a quieter kitchen
<b>Control</b>	Electronic control Remote control (optional) Dialogue system 
<b>Speed</b>	3 + boost
<b>Sound level</b>	Min. speed 37 dB(A) Max. speed 46 dB(A)
<b>Motor</b>	800 m³/h
<b>Filters</b>	Metallic grease filter, removable and washable Carbon.Zeo Microtech filter (optional)
<b>Lighting</b>	Diffuse illumination LED (5500K)
<b>Voltage / Frequency</b>	220-240V ~ 50-60Hz
<b>Worktop minimum distance</b>	Induction 52 cm / Gas 60 cm
<b>Net weight</b>	32 kg
<b>Energy class</b>	C



Code	Description	Price (€)
8034122354866	Zenith NRS - Island - Inox - 800 m3/h	
KACL.129	Glass kit 180 cm	
<b>Accessories</b>		
KACL.1039	Carbon.Zeo Microtech filter	
101078898	High Performance Filter (spare part)	
KACL.400	Silent / Conveyor NRS	
KACL.815	Protective cleaning cloths for stainless steel (box 10 pcs)	
105080053	Remote control	

\*Glass kit to match the hood



# Levante

## *Design in motion*

Levante impresses not only due to its stylishly rigorous design, but even more so because of the way it moves, creating a dramatic visual effect in the kitchen. Thanks to its motorised Up/Down lift system, the hood can be lowered to the desired position and later repositioned in the ceiling. A steel panel with backing illuminated with Dynamic Light technology, which

guarantees optimal lighting and varying light tone, is housed in a sophisticated white, black or graphite finished rectangular glass structure. Equipped with exclusive Circle.Tech technology, Levante guarantees homogeneous, silent suction and high filtration efficiency, thanks to its exclusive Carbon.Zeo filter.







Graphite



White



Black

# Levante

Design Falmec Lab



**Installation**  
**Function**  
**Dimensions**  
**Materials/Finishes**

Island  
Filtering  
120 cm  
Tempered glass black/white  
Satin tempered glass graphite



**Features**

Perimeter suction  
Up/Down lift system with eight adjustment  
Circle.Tech technology with Carbon.Zeo Filters

**Control**

Remote control included  
Dialogue system

**Speed**

3 + boost

**Sound level**

Min. speed 48 dB(A)  
Max. speed 60 dB(A)

**Motor**

600 m³/h

**Filters**

Metallic grease filter, removable and washable  
Combined Carbon.Zeo filter, regenerable

**Lighting**

Diffuse illumination  
Dynamic Light  
120 cm: LED 50 W (2700K - 5600K)

**Voltage / Frequency**

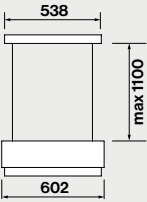
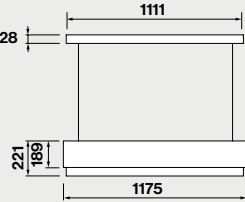
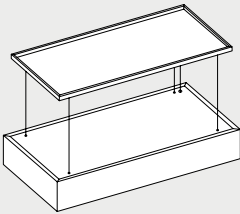
220-240V ~ 50-60Hz

**Worktop minimum distance**

Induction 52 cm / Gas 65 cm

**Net weight**

71 kg



Code	Description	Price (€)
8034122476933	Levante - Island - 120 cm - Black - 600 m3/h	
8034122477664	Levante - Island - 120 cm - Graphite - 600 m3/h	
8034122477183	Levante - Island - 120 cm - White - 600 m3/h	
<b>Accessories</b>		
KACL.944	Carbon.Zeo spare filter kit for Circle.Tech hoods	



# Vetra

## *Creative geometry*

A minimal form suspended in the kitchen, in which metal joins glass to create a sophisticated play of light, Vetra's design is characterised by geometric shapes. In fact, light is diffused via an illuminated perimeter line, creating a pleasant, functional and ambient lighting effect.

Vetra incorporates exclusive Circle.Tech technology, guaranteeing maximum effectiveness in extracting cooking odours. A glass frame containing symbols corresponding to its various functions facilitates hood operation.







220

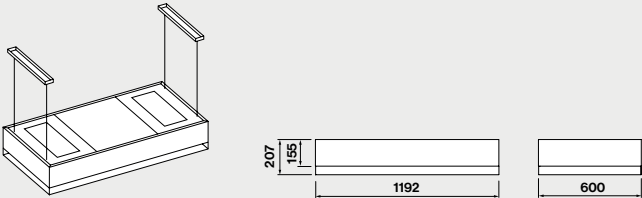
Falmec

# Vetra

Design Saggia - Sommella



<b>Installation</b>	Island
<b>Function</b>	Filtering
<b>Dimensions</b>	120 cm
<b>Materials/Finishes</b>	Stainless steel (AISI 304) scotch brite Tempered glass Painted steel black
<b>Features</b>	Circle.Tech technology with Carbon.Zeo Filters
<b>Control</b>	Electronic control Remote control included Dialogue system
<b>Speed</b>	3 + boost
<b>Sound level</b>	Min. speed 48 dB(A) Max. speed 60 dB(A)
<b>Motor</b>	600 m³/h
<b>Filters</b>	Metallic grease filter, removable and washable Combined Carbon.Zeo filter, regenable
<b>Lighting</b>	Perimeter Led Lighting 120 cm: 84 W (5500K)
<b>Voltage / Frequency</b>	220-240V ~ 50-60Hz
<b>Worktop minimum distance</b>	Induction 52 cm / Gas 57 cm
<b>Net weight</b>	41 kg



Code	Description	Price (€)
8034122478340	Vetra - Island - 120 cm - Black - 600 m3/h	
8034122476797	Vetra - Island - 120 cm - Inox - 600 m3/h	
<b>Accessories</b>		
KACL.944	Carbon.Zeo spare filter kit for Circle.Tech hoods	
KACL.144	Kit cables: adjustable up to 340 cm	

221

Vetra





# Soffio

## *The magic of glass*

A fascinating meeting of craftsmanship and technology, Soffio stands out thanks to its hand-blown white satin glass shell - recalling the millenary Murano glass blowing tradition -, which is mounted between two metal rings. The result is a suspended form in which hood

and lamp merge to create a unique and iconic product that not only has an exciting design, but that also offers high performance.

Exclusive Circle.Tech technology ensures effective suction, elimination of odours and silent operation.





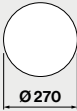



# Soffio

Design Falmec Lab



<b>Installation</b>	Island
<b>Function</b>	Filtering
<b>Dimensions</b>	54 cm
<b>Materials/Finishes</b>	Handmade blown glass white
<b>Features</b>	Perimeter suction with tempered glass panel Circle.Tech technology with Carbon.Zeo Filters
<b>Control</b>	Remote control (optional) Rotary Switch Dialogue system
<b>Speed</b>	3 + boost
<b>Sound level</b>	Min. speed 48 dB(A) Max. speed 60 dB(A)
<b>Motor</b>	600 m³/h
<b>Filters</b>	Metallic grease filter, removable and washable Combined Carbon.Zeo filter, regenerable
<b>Lighting</b>	LED ambient light 54 cm: Led 4x1,2 W - 4200 K
<b>Voltage / Frequency</b>	220-240V ~ 50-60Hz
<b>Worktop minimum distance</b>	Induction 52 cm / Gas 56 cm
<b>Net weight</b>	21 kg



White painted ceiling support: adjustable rods from 44 to 110 cm included

Code	Description	Price (€)
8034122476735	Soffio - Island - 58 cm - White satin glass - 600 m3/h	
<b>Accessories</b>		
KACL.944	Carbon.Zeo spare filter kit for Circle.Tech hoods	
KACL.143	Cables adjustable up to 340 cm	
105080053	Remote control	



# Vogue

*Air and light in harmony*  
Vogue traces a sinuous presence of light and matter in the kitchen with the iconic, elegant style of its circular, harmonious shape. This Circle.Tech model is a sophisticated hybrid of hood and lamp, designed to bring air and light together in complete harmony. A two-tone finish enhances its elegance, contrasting the interior and exterior,

while its glass dome is lit by a dynamic light. Its large dimensions allow for an equally large suction capacity - thanks to Circle.Tech technology - making it the absolute protagonist of your kitchen, while maintaining an innate lightness and adaptability to different situations.







Iron gray



White

# Vogue

Design Emo Design



**Installation**

**Function**

**Dimensions**

**Materials/Finishes**

Island

Filtering

88 cm

Painted steel white/green/iron grey



**Control**

**Speed**

**Sound level**

**Motor**


**Filters**

**Lighting**

**Voltage / Frequency**

**Worktop minimum distance**

**Net weight**

Remote control (optional)  
Rotary Switch  
Dialogue system 

3 + boost

Min. speed 47 dB(A)  
Max. speed 60 dB(A)

600 m³/h

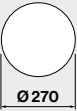
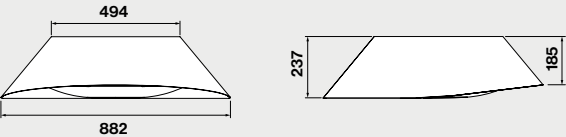
Metallic grease filter, removable and washable  
Combined Carbon.Zeo filter, regenerable

Dynamic Light  
88 cm: Led 4x1,2 W - 2700 K / 5600 K

220-240V ~ 50-60Hz

Induction 52 cm / Gas 53 cm

26 kg



Ceiling bracket painted to match: adjustable rods from 44 to 110 cm included

Code	Description	Price (€)
8034122478319	Vogue - Island - 88 cm - Green - 600 m3/h	
8034122478326	Vogue - Island - 88 cm - Iron grey - 600 m3/h	
8034122478302	Vogue - Island - 88 cm - White - 600 m3/h	
Accessories		
KACL.944	Carbon.Zeo spare filter kit for Circle.Tech hoods	
KACL.143	Cables adjustable up to 340 cm	
105080053	Remote control	





# Sophie

## *Seductive beauty*

An iconic design item par excellence, with its sinuous shapes, Sophie fits into the kitchen environment with a touch of elegance, due to a combination of an illuminated convex glass panel and contrasting metal hood body that is available in a range of stylish finishes such as brass, copper or pewter. Dynamic LED Light technology allows

you to modulate light tone in order to create warmer or cooler atmospheres. Our Circle.Tech filtering system guarantees excellent efficiency and, at the same time, extremely low noise levels, improving your comfort at home. This hood can also be paired with our Sophie Lamp lighting element for a perfectly matching kitchen.









Anthracite



Worn copper



Worn brass



Pewter

234

Falmec



White

235

Sophie

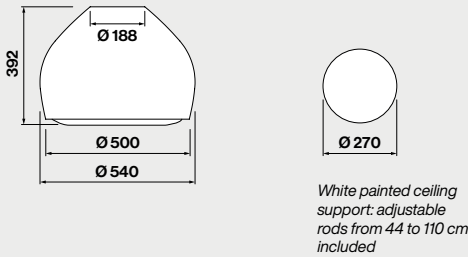


# Sophie

Design Emo Design



<b>Installation</b>	Island
<b>Function</b>	Filtering
<b>Dimensions</b>	54 cm
<b>Materials/Finishes</b>	Painted steel worn copper/white/worn brass/anthracite/pewter
<b>Features</b>	Perimeter suction with tempered glass panel Circle.Tech technology with Carbon.Zeo Filters
<b>Control</b>	Remote control (optional) Rotary Switch Dialogue system
<b>Speed</b>	3 + boost
<b>Sound level</b>	Min. speed 47 dB(A) Max. speed 60 dB(A)
<b>Motor</b>	600 m³/h
<b>Filters</b>	Metallic grease filter, removable and washable Combined Carbon.Zeo filter, regenable
<b>Lighting</b>	Dynamic Light 54 cm: Strip Led - 2700 K / 5600 K
<b>Voltage / Frequency</b>	220-240V ~ 50-60Hz
<b>Worktop minimum distance</b>	Induction 52 cm / Gas 53 cm
<b>Net weight</b>	21 kg

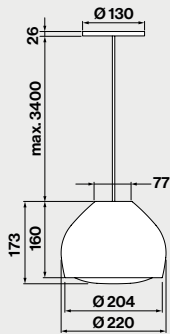


Code	Description	Price (€)
8034122358048	Sophie - Island - 54 cm - Anthracite - 600 m³/h	
8034122358031	Sophie - Island - 54 cm - White - 600 m³/h	
8034122476759	Sophie - Island - 54 cm - Worn Brass - 600 m³/h	
8034122476773	Sophie - Island - 54 cm - Pewter - 600 m³/h	
8034122476872	Sophie - Island - 54 cm - Worn copper - 600 m³/h	
<b>Accessories</b>		
105080053	Remote control	
KACL.143	Cables adjustable up to 340 cm	
KACL.944	Carbon.Zeo spare filter kit for Circle.Tech hoods	

# Sophie Lamp

Design Emo Design

<b>Installazione</b>	Isola
<b>Dimensioni</b>	22 cm
<b>Materiali / Finiture</b>	Acciaio verniciato rame anticato/bianco/ottone anticato/ antracite/peltro
<b>Illuminazione</b>	Strip Led - 5600 K



Code	Description	Price (€)
KACL.162#J4F	Sophie -ø 22 cm lamp, Anthracite	
KACL.162#B4F	Sophie -ø 22 cm lamp, White	
KACL.162#E4F	Sophie -ø 22 cm lamp, Worn Brass	
KACL.162#V4F	Sophie -ø 22 cm lamp, Pewter	
KACL.162#A4F	Sophie -ø 22 cm lamp, Worn Copper	






## Dama

### *Revolutionary design*

It may look like a stylish oversized hanging lamp but Dama is at its best when extracting, thanks to Circle.Tech technology, which uses materials of natural origin, such as zeolite and activated carbon, for maximum effectiveness when retaining odours. Available in various metal finishes, including copper and painted steel,

this hood has a characteristic streamlined design, and is embellished with an atmospheric LED light.

A unique synthesis of function and emotion, Dama is the result of Falmec's research into achieving exceptional results regarding suction, filtration and silence, combined with an original approach to design.







Inox



Gunmetal



White




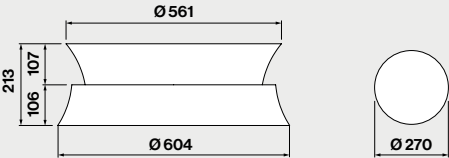
Copper

# Dama

Design Emo Design



<b>Installation</b>	Island
<b>Function</b>	Filtering
<b>Dimensions</b>	60 cm
<b>Materials/Finishes</b>	Painted steel white/gunmetal Stainless steel scotch brite Copper
<b>Features</b>	Perimeter suction with tempered glass panel Circle.Tech technology with Carbon.Zeo Filters
<b>Control</b>	Remote control (optional) Rotary Switch Dialogue system 
<b>Speed</b>	3 + boost
<b>Sound level</b>	Min. speed 48 dB(A) Max. speed 60 dB(A)
<b>Motor</b>	600 m³/h
<b>Filters</b>	Metallic grease filter, removable and washable Combined Carbon.Zeo filter, regenerable
<b>Lighting</b>	LED ambient light LED lighting 60 cm: Led 4x1,2 W - 4200 K
<b>Voltage / Frequency</b>	220-240V ~ 50-60Hz
<b>Worktop minimum distance</b>	Induction 52 cm / Gas 56 cm
<b>Net weight</b>	21 kg



White painted ceiling support: adjustable rods from 44 to 110 cm included

Code	Description	Price (€)
8034122476728	Dama - Island - 60 cm - Copper - 600 m3/h	
8034122476704	Dama - Island - 60 cm - Gunmetal - 600 m3/h	
8034122476889	Dama - Island - 60 cm - Inox - 600 m3/h	
8034122357997	Dama - Island - 60 cm - White - 600 m3/h	
<b>Accessories</b>		
KACL.944	Carbon.Zeo spare filter kit for Circle.Tech hoods	
KACL.143	Cables adjustable up to 340 cm	
105080053	Remote control	



# Mare E.ion

*Atmosphere of well-being*  
With its soft, elegant design Mare E.ion fits discreetly into the kitchen environment. Its sinuous white or black glass structure encloses exclusive E.ion System technology that constantly monitors the air you breathe in the kitchen via a special leaf-shaped display, which changes colour according to the environment's air purity.

Thanks to controlled bipolar ionisation, Mare E.ion not only neutralises odours, but also reproduces the characteristics of the air of uncontaminated environments. A sea breeze, which can have a positive effect on people's well-being. Silently working in automatic mode, it restores and maintains a healthy, natural environment.





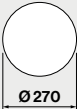
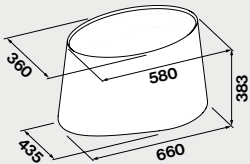


# Mare E.ion

Design Pareschi - atelierP



<b>Installation</b>	Island
<b>Function</b>	Filtering
<b>Dimensions</b>	66 cm
<b>Materials/Finishes</b>	Handmade blown glass white Glass black
<b>Features</b>	Perimeter suction Ionising system for air purification
<b>Control</b>	Touch control + leaf sensor
<b>Speed</b>	3 + boost
<b>Sound level</b>	Min. speed 56 dB(A) Max. speed 63 dB(A)
<b>Motor</b>	450 m³/h
<b>Filters</b>	Top filter, removable and washable Combined Carbon.Zeo filter, regenerable
<b>Lighting</b>	LED lighting 66 cm: Led 4x1,2 W - 3200 K
<b>Voltage / Frequency</b>	220-240V ~ 50-60Hz
<b>Worktop minimum distance</b>	Induction 52 cm / Gas 60 cm
<b>Net weight</b>	29 kg



White painted ceiling support: adjustable rods from 44 to 110 cm included

Code	Description	Price (€)
8034122347004	Mare E.ion - Island - 66 cm - Black - 450 m3/h	
8034122346991	Mare E.ion - Island - 66 cm - White - 450 m3/h	
<b>Accessories</b>		
101078810	Carbon.Zeo filters	
KACL.140	Adjustable up to 240 cm steel wire rope	



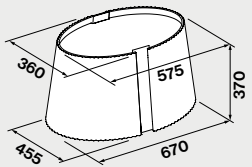


# Marilyn E.ion

Design Pareschi - atelierP



<b>Installation</b>	Island
<b>Function</b>	Filtering
<b>Dimensions</b>	67 cm
<b>Materials/Finishes</b>	Ceramic white
<b>Features</b>	Perimeter suction Ionising system for air purification
<b>Control</b>	Touch control + leaf sensor
<b>Speed</b>	3
<b>Sound level</b>	Min. speed 56 dB(A) Max. speed 63 dB(A)
<b>Motor</b>	450 m³/h
<b>Filters</b>	Top filter, removable and washable Combined Carbon.Zeo filter, regenerable
<b>Lighting</b>	LED lighting 67 cm: Led 4x1,2 W - 3200 K
<b>Voltage / Frequency</b>	220-240V ~ 50-60Hz
<b>Worktop minimum distance</b>	Induction 52 cm / Gas 60 cm
<b>Net weight</b>	33 kg



White painted ceiling support: adjustable rods from 44 to 110 cm included

Code	Description	Price (€)
8034122346977	Marilyn E.ion - Marilyn E.ion - Island - 67 cm - White - 450 m3/h	
<b>Accessories</b>		
101078810	Carbon.Zeo filters	
KACL.140	Adjustable up to 240 cm steel wire rope	



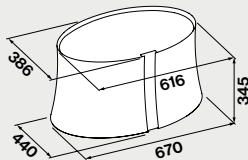


# Zephire E.ion

Design Emo Design



<b>Installation</b>	Island
<b>Function</b>	Filtering
<b>Dimensions</b>	67 cm
<b>Materials/Finishes</b>	Satin glass white
<b>Features</b>	Perimeter suction Ionising system for air purification
<b>Control</b>	Touch control + leaf sensor
<b>Speed</b>	3 + boost
<b>Sound level</b>	Min. speed 56 dB(A) Max. speed 63 dB(A)
<b>Motor</b>	450 m³/h
<b>Filters</b>	Top filter, removable and washable Combined Carbon.Zeo filter, regenerable
<b>Lighting</b>	LED lighting 67 cm: Led 4x1,2 W - 3200 K
<b>Voltage / Frequency</b>	220-240V ~ 50-60Hz
<b>Worktop minimum distance</b>	Induction 52 cm / Gas 60 cm
<b>Net weight</b>	32 kg



White painted ceiling support: adjustable rods from 44 to 110 cm included

Code	Description	Price (€)
8034122347073	Zephire E.ion - Island - 67 cm - White - 450 m3/h	
<b>Accessories</b>		
101078810	Carbon.Zeo filters	
KACL.140	Adjustable up to 240 cm steel wire rope	

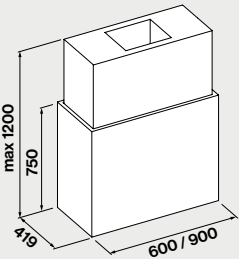




# Laguna

Design Falmec Lab

<b>Installation</b>	Island
<b>Function</b>	Extracting/Filtering
<b>Dimensions</b>	60 cm/90 cm
<b>Materials/Finishes</b>	Stainless steel (AISI 304) scotch brite Tempered glass black/white
	<div><div></div><div></div></div>
<b>Features</b>	Perimeter suction
<b>Control</b>	Electronic control
<b>Speed</b>	3 + boost
<b>Sound level</b>	Min. speed 49 dB(A) Max. speed 61 dB(A)
<b>Motor</b>	800 m³/h
<b>Filters</b>	Metallic grease filter, removable and washable Charcoal filter
<b>Lighting</b>	LED lighting 60 cm: Led 4x1,2 W - 3200 K 90 cm: Led 4x1,2 W - 3200 K
<b>Voltage / Frequency</b>	220-240V ~ 50-60Hz
<b>Worktop minimum distance</b>	Induction 52 cm / Gas 60 cm
<b>Net weight</b>	30/38 kg
<b>Energy class</b>	B



Code	Description	Price (€)
8034122349367*	Laguna - Island - 60 cm - Inox - 800 m3/h (hood)	
8034122349374*	Laguna - Island - 90 cm - Inox - 800 m3/h (hood)	
<b>Accessories</b>		
KACL.887#N	Black glass kit - Island 60 cm	
KACL.888#N	Black glass kit - Island 90 cm	
KACL.815	Protective cleaning cloths for stainless steel (box 10 pcs)	
KACL.887#F	White glass kit - Island 60 cm	
KACL.888#F	White glass kit - Island 90 cm	

\* A cover consisting of the glass accessory must be added to the stainless steel hood body. Alternatively, customised panels can be used.





## Wall / Island

With their linear, geometric shapes these hoods seamlessly fit into any space and furnishing context. They guarantee excellent results in terms of odour elimination as well as improvement of kitchen air quality, and are available in either wall or island versions.

Many of the models in this category are available with ultra-quiet NRS technology, providing exceptional levels of comfort in the kitchen.





# Plane

## *Functionality meets aesthetics*

Plane is characterised by clean shapes and useful features: a hood designed to suit a range of environments. Plane's value lies in its perfectly constructed details: an object that combines functionality with a clean, minimal design and that is available in various finishes. A perimeter suction panel not only guarantees stylistic precision, but also improved suction performance

and ease of maintenance. The cooking area is excellently illuminated by LED strips equipped with dynamic, dimmable lighting in order to create the right atmosphere at all times. This is combined with Falmec's exclusive innovations, thus improving quality of life in the kitchen: from its absolutely silent NRS system, to the No Drop anti-condensation system.



White

Black




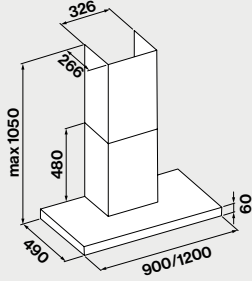




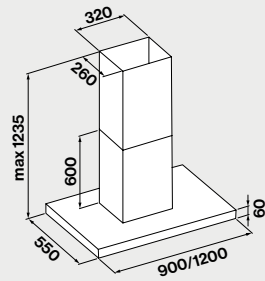
# Plane

Design Falmec Lab

<b>Installation</b>	Island/Wall
<b>Function</b>	Extracting/Filtering
<b>Dimensions</b>	Wall 90 cm/120 cm Island 90 cm/120 cm
<b>Materials/Finishes</b>	Stainless steel (AISI 304) scotch brite Painted steel white/black
<b>Features</b>	Perimeter suction
<b>Control</b>	Electronic control Remote control (optional) Dialogue system 
<b>Speed</b>	3 + boost
<b>Sound level</b>	Min. speed 51 dB(A) Max. speed 66 dB(A)
<b>Motor</b>	800 m³/h
<b>Filters</b>	Metallic grease filter, removable and washable Carbon.Zeo Microtech filter (optional)
<b>Lighting</b>	Dimmable lighting Dynamic Light Wall 90 cm: Strip Led - 2700 K / 5600 K
<b>Voltage / Frequency</b>	220-240V ~ 50-60Hz
<b>Worktop minimum distance</b>	Induction 52 cm / Gas 60 cm
<b>Net weight</b>	Wall 23/27 kg Island 33/37 kg
<b>Energy class</b>	Wall A Island B



Wall



Island




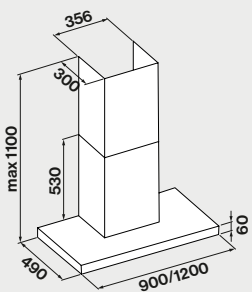
Code	Description	Price (€)
8034122367064	Plane - Plus - Island - 90 cm - Black - 800 m3/h	
8034122367057	Plane - Plus - Island - 90 cm - Inox - 800 m3/h	
8034122367040	Plane - Plus - Island - 90 cm - White - 800 m3/h	
8034122367033	Plane - Plus - Island - 120 cm - Black - 800 m3/h	
8034122367026	Plane - Plus - Island - 120 cm - Inox - 800 m3/h	
8034122367019	Plane - Plus - Island - 120 cm - White - 800 m3/h	
8034122367132	Plane - Plus - Wall - 90 cm - Black - 800 m3/h	
8034122367125	Plane - Plus - Wall - 90 cm - Inox - 800 m3/h	
8034122367118	Plane - Plus - Wall - 90 cm - White - 800 m3/h	
8034122367095	Plane - Plus - Wall - 120 cm - Black - 800 m3/h	
8034122367088	Plane - Plus - Wall - 120 cm - Inox - 800 m3/h	
8034122367071	Plane - Plus - Wall - 120 cm - White - 800 m3/h	
<b>Accessories</b>		
KACL.1039	Carbon.Zeo Microtech filter	
KACL.557#N	Extension H1200 Island - Black	
KACL.557#I	Extension H1200 Island - Inox	
KACL.557#B	Extension H1200 Island - White	
KACL.1032#NF	Extension H700 Wall - Black	
KACL.1032#IF	Extension H700 Wall - Inox	
KACL.1032#BF	Extension H700 Wall - White	
KACL.1033#NF	Extension H960 Wall - Black	
KACL.1033#IF	Extension H960 Wall - Inox	
KACL.1033#BF	Extension H960 Wall - White	
KACL.865	Air flow conveyor for re-circulation version (Wall)	
KACL.866	Air flow conveyor for re-circulation versions (Island)	
105080053	Remote control	

# Plane NRS

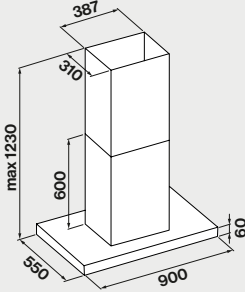
Design Falmec Lab



<b>Installation</b>	Island/Wall
<b>Function</b>	Extracting/Filtering
<b>Dimensions</b>	Wall 90 cm/120 cm Island 90 cm
<b>Materials/Finishes</b>	Stainless steel (AISI 304) scotch brite Painted steel black
<b>Features</b>	Perimeter suction NRS technology for a quieter kitchen
<b>Control</b>	Electronic control Remote control (optional) Dialogue system 
<b>Speed</b>	3 + boost
<b>Sound level</b>	Min. speed 38 dB(A) Max. speed 50 dB(A)
<b>Motor</b>	800 m³/h
<b>Filters</b>	Metallic grease filter, removable and washable Carbon.Zeo Microtech filter (optional)
<b>Lighting</b>	Dimmable lighting Dynamic Light trip Led - 2700 K / 5600 K
<b>Voltage / Frequency</b>	220-240V ~ 50-60Hz
<b>Worktop minimum distance</b>	Induction 52 cm / Gas 60 cm
<b>Net weight</b>	Wall 34/36 kg Island 42 kg
<b>Energy class</b>	A



Wall



Island



Code	Description	Price (€)
8034122367330	Plane NRS - Plus - Island - 90 cm - Black - 800 m3/h	
8034122367323	Plane NRS - Plus - Island - 90 cm - Inox - 800 m3/h	
8034122367378	Plane NRS - Plus - Wall - 90 cm - Black - 800 m3/h	
8034122367361	Plane NRS - Plus - Wall - 90 cm - Inox - 800 m3/h	
8034122367354	Plane NRS - Plus - Wall - 120 cm - Black - 800 m3/h	
8034122367347	Plane NRS - Plus - Wall - 120 cm - Inox - 800 m3/h	
<b>Accessories</b>		
KACL.1039	Carbon.Zeo Microtech filter	
KACL.572#N	Extension H1200 Island - Black	
KACL.572#I	Extension H1200 Island - Inox	
KACL.570#I	Extension H700 Wall - Inox	
KACL.571#N	Extension H960 Wall - Black	
KACL.571#I	Extension H960 Wall - Inox	
KACL.400	Silent / Conveyor NRS	
105080053	Remote control	

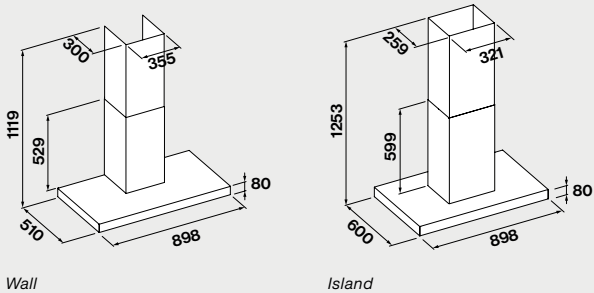




# Plane No-Drop

Design Falmec Lab

<b>Installation</b>	Island/Wall
<b>Function</b>	Extracting/Filtering
<b>Dimensions</b>	Island 90 cm Wall 90 cm
<b>Materials/Finishes</b>	Stainless steel (AISI 304) scotch brite
<b>Features</b>	Liquid collector No-Drop System anti-condensation patented technology
<b>Control</b>	Electronic control
<b>Sound level</b>	Min. speed 49 dB(A) Max. speed 62 dB(A)
<b>Motor</b>	800 m³/h
<b>Filters</b>	Anti-condensation no-drop filter in technopolymer Carbon.Zeo Microtech filter (optional)
<b>Lighting</b>	LED lighting Island 90 cm: LED Strip (3000K) Wall 90 cm: LED Strip (3000K)
<b>Voltage / Frequency</b>	220-240V ~ 50-60Hz
<b>Worktop minimum distance</b>	Induction 52 cm / Gas 63 cm
<b>Net weight</b>	Island 35 kg Wall 25 kg
<b>Energy class</b>	Island B Wall B



Code	Description	Price (€)
8034122362557	Plane No-Drop - Island - 90 cm - Inox - 800 m3/h	
8034122362571	Plane No-Drop - Wall - 90 cm - Inox - 800 m3/h	
<b>Accessories</b>		
KACL.1039	Carbon.Zeo Microtech filter	
KACL.557#I	Extension H1200 Island - Inox	
KACL.570#I	Extension H700 Wall - Inox	
KACL.571#I	Extension H960 Wall - Inox	
KACL.865	Air flow conveyor for re-circulation version (Wall)	
KACL.866	Air flow conveyor for re-circulation versions (Island)	
KACL.815	Protective cleaning cloths for stainless steel (box 10 pcs)	





## Lumina NRS

### *Refined details*

Falmec's attention to detail and construction capacity is best expressed by Lumina NRS, as is underlined by its steel front frame with perfectly fitted glass panel: a highly prized construction detail that is available in various finishes. With perimeter suction, this hood's glass front also features a distinctive line of light,

which not only adds further charm, but also helps to create evocative atmospheres in your kitchen.

Lastly, Lumina is equipped with our Silence NRS (Noise Reduction System) technology, for an absolutely silent kitchen environment.



White



Black



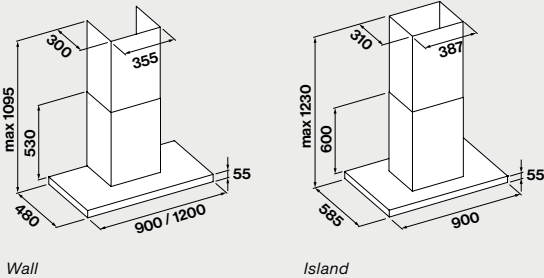


# Lumina NRS

Design Falmec Lab



<b>Installation</b>	Island/Wall
<b>Function</b>	Extracting/Filtering
<b>Dimensions</b>	Wall 90 cm/120 cm Island 90 cm
<b>Materials/Finishes</b>	Stainless steel (AISI 304) scotch brite Glass stainless steel/black <div><div></div><div></div></div>
<b>Features</b>	NRS technology for a quieter kitchen
<b>Control</b>	Touch control + 24 h function
<b>Speed</b>	3 + boost
<b>Sound level</b>	Min. speed 37 dB(A) Max. speed 46 dB(A)
<b>Motor</b>	800 m³/h
<b>Filters</b>	Metallic grease filter, removable and washable Carbon.Zeo Microtech filter (optional)
<b>Lighting</b>	White neon ambient light Wall 90 cm: Neon 1x21 W Island 90 cm: Neon 2x21 W Wall 120 cm: Neon 1x28 W
<b>Voltage / Frequency</b>	220-240V ~ 50-60Hz
<b>Worktop minimum distance</b>	Induction 52 cm / Gas 65 cm
<b>Net weight</b>	Wall 36/41 kg Island 45 kg
<b>Energy class</b>	Wall B Island C



<i>Code</i>	<i>Description</i>	<i>Price (€)</i>
8034122348124	Lumina NRS - Island - 90 cm - Black - 800 m3/h	
8034122344874	Lumina NRS - Island - 90 cm - Inox - 800 m3/h	
8034122348162	Lumina NRS - Wall - 90 cm - Black - 800 m3/h	
8034122344898	Lumina NRS - Wall - 90 cm - Inox - 800 m3/h	
8034122348148	Lumina NRS - Wall - 120 cm - Black - 800 m3/h	
8034122344881	Lumina NRS - Wall - 120 cm - Inox - 800 m3/h	
<i>Accessories</i>		
KACL.1039	Carbon.Zeo Microtech filter	
KACL.572#I	Extension H1200 Island - Inox	
KACL.570#I	Extension H700 Wall - Inox	
KACL.571#I	Extension H960 Wall - Inox	
KACL.400	Silent / Conveyor NRS	
KACL.815	Protective cleaning cloths for stainless steel (box 10 pcs)	



# Lumen

## *Timeless design*

One of Falmec's most famous models, with its sleek, technical and ever fashionable design, as well as distinctive visible steel filter, Lumen continues to stand the test of time. An illuminated line on its front provides your kitchen with a pleasant lighting effect.

A powerful motor, with electronic push-button panel, guarantees excellent suction performance. In addition, the exclusive NRS (Noise Reduction System) technology equipped version of this hood reduces noise to an absolute minimum.



266

Falmec




267

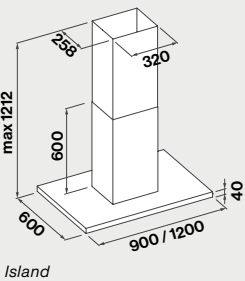
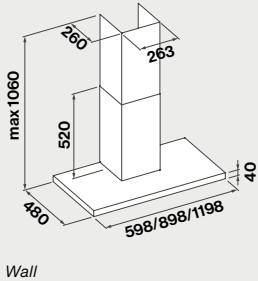
Lumen



# Lumen

Design Falmec Lab


<b>Installation</b>	Island/Wall
<b>Function</b>	Extracting/Filtering
<b>Dimensions</b>	Wall 60 cm/90 cm/120 cm Island 90 cm/120 cm
<b>Materials/Finishes</b>	Stainless steel (AISI 304) scotch brite
<b>Control</b>	Electronic control Remote control (optional) Dialogue system 
<b>Speed</b>	3 + boost
<b>Sound level</b>	Min. speed 49 dB(A) Max. speed 62 dB(A)
<b>Motor</b>	800 m³/h
<b>Filters</b>	Top filter, removable and washable Charcoal filter
<b>Lighting</b>	LED lighting Strip led (4000K)
<b>Voltage / Frequency</b>	220-240V ~ 50-60Hz
<b>Worktop minimum distance</b>	Induction 52 cm / Gas 63 cm
<b>Net weight</b>	Wall 17/19/23 kg Island 31/35 kg
<b>Energy class</b>	Wall B/C Island C

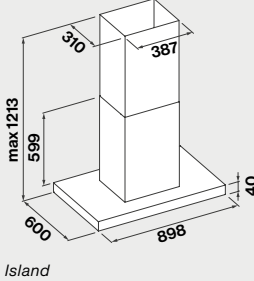
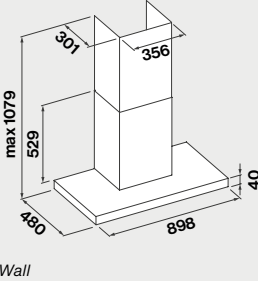


Code	Description	Price (€)
8034122323336	Lumen - Island - 90 cm - Inox - 800 m3/h	
8034122322872	Lumen - Island - 120 cm - Inox - 800 m3/h	
8034122324289	Lumen - Wall - 60 cm - Inox - 800 m3/h	
8034122324876	Lumen - Wall - 90 cm - Inox - 800 m3/h	
8034122323824	Lumen - Wall - 120 cm - Inox - 800 m3/h	
<b>Accessories</b>		
KACL.510#I	Extension de cheminée ural H960 en inox	
KACL.557#I	Extension H1200 Island - Inox	
KACL.512#I	Extension H960 Wall - Inox	
KACL.864	Air flow conveyor for re-circulation version (Wall)	
KACL.866	Air flow conveyor for re-circulation versions (Island)	
KACL.815	Protective cleaning cloths for stainless steel (box 10 pcs)	
105080053	Remote control	

# Lumen NRS

Design Falmec Lab

<b>Installation</b>	Island/Wall
<b>Function</b>	Extracting/Filtering
<b>Dimensions</b>	Island 90 cm Wall 90 cm
<b>Materials/Finishes</b>	Stainless steel (AISI 304) scotch brite
<b>Features</b>	NRS technology for a quieter kitchen
<b>Control</b>	Electronic control Remote control (optional) Dialogue system 
<b>Speed</b>	3 + boost
<b>Sound level</b>	Min. speed 37 dB(A) Max. speed 46 dB(A)
<b>Motor</b>	800 m³/h
<b>Filters</b>	Top filter, removable and washable Carbon.Zeo Microtech filter (optional)
<b>Lighting</b>	LED lighting Strip led (4000K)
<b>Voltage / Frequency</b>	220-240V ~ 50-60Hz
<b>Worktop minimum distance</b>	Induction 52 cm / Gas 63 cm
<b>Net weight</b>	Island 40 kg Wall 30 kg
<b>Energy class</b>	Island B Wall B




Code	Description	Price (€)
8034122362915	Lumen NRS - Island - 90 cm - Inox - 800 m3/h	
8034122362922	Lumen NRS - Wall - 90 cm - Inox - 800 m3/h	
<b>Accessories</b>		
KACL.1039	Carbon.Zeo Microtech filter	
KACL.572#I	Extension H1200 Island - Inox	
KACL.570#I	Extension H700 Wall - Inox	
KACL.571#I	Extension H960 Wall - Inox	
KACL.400	Silent / Conveyor NRS	
KACL.815	Protective cleaning cloths for stainless steel (box 10 pcs)	
105080053	Remote control	

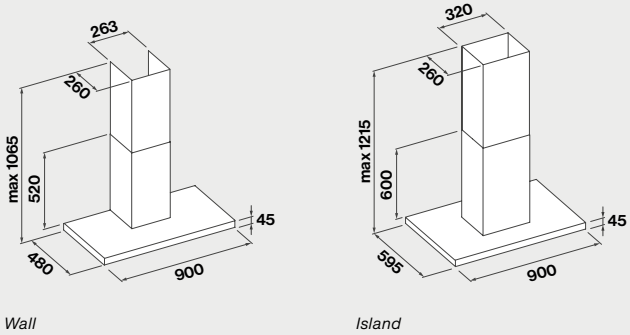




# Luce

Design Falmec Lab

<b>Installation</b>	Island/Wall
<b>Function</b>	Extracting/Filtering
<b>Dimensions</b>	Wall 90 cm Island 90 cm
<b>Materials/Finishes</b>	Stainless steel (AISI 304) scotch brite Tempered glass black
	
<b>Control</b>	Touch control + 24 h function
<b>Speed</b>	3 + boost
<b>Sound level</b>	Min. speed 49 dB(A) Max. speed 62 dB(A)
<b>Motor</b>	800 m³/h
<b>Filters</b>	Top filter, removable and washable Charcoal filter
<b>Lighting</b>	Neon lighting Wall 90 cm: Neon 1x21 W Island 90 cm: Neon 2x21 W
<b>Voltage / Frequency</b>	220-240V ~ 50-60Hz
<b>Worktop minimum distance</b>	Induction 52 cm / Gas 63 cm
<b>Net weight</b>	Wall 21 kg Island 32 kg
<b>Energy class</b>	Wall B Island C



Code	Description	Price (€)
8034122348247	Luce - Island - 90 cm - Black - 800 m3/h	
8034122348261	Luce - Wall - 90 cm - Black - 800 m3/h	
<b>Accessories</b>		
KACL.510#I	Extension de cheminée ural H960 en inox	
KACL.557#I	Extension H1200 Island - Inox	
KACL.512#I	Extension H960 Wall - Inox	
KACL.864	Air flow conveyor for re-circulation version (Wall)	
KACL.866	Air flow conveyor for re-circulation versions (Island)	
KACL.815	Protective cleaning cloths for stainless steel (box 10 pcs)	





# Polar

**Architectural charm**  
 With its clean, minimal design, Polar stands out due to its column shape - an integral part of its structure - and, thanks to various available finishes, it is suited to a range of environments. It can also be installed either on the wall or as an island, thus providing absolute freedom when designing your kitchen. Polar's lower part features a characteristic visible steel filter: a detail that gives it a technological look, recalling professional kitchens.







White



Gold



Black

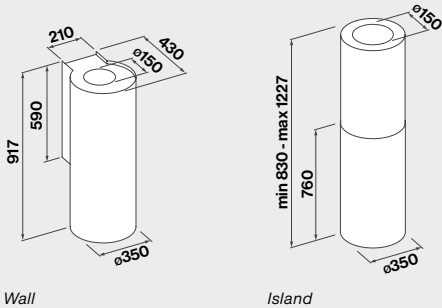


Copper

# Polar

Design Falmec Lab

<b>Installation</b>	Island/Wall
<b>Function</b>	Extracting/Filtering
<b>Dimensions</b>	Island 35 cm Wall 35 cm
<b>Materials/Finishes</b>	Painted steel black/gold/copper/white Stainless steel (AISI 304) scotch brite
<b>Control</b>	Electronic control
<b>Speed</b>	3 + boost
<b>Sound level</b>	Min. speed 48 dB(A) Max. speed 61 dB(A)
<b>Motor</b>	800 m³/h
<b>Filters</b>	Top filter, removable and washable Charcoal filter
<b>Lighting</b>	LED lighting Island 35 cm: Led 3x1,2 W - 3200 K Wall 35 cm: Led 3x1,2 W - 3200 K
<b>Voltage / Frequency</b>	220-240V ~ 50-60Hz
<b>Worktop minimum distance</b>	Induction 52 cm / Gas 60 cm
<b>Net weight</b>	Island 21 kg Wall 16 kg
<b>Energy class</b>	Island B Wall B



Code	Description	Price (€)
8034122354613	Polar - Island - 35 cm - Black - 800 m3/h	
8034122361178	Polar - Island - 35 cm - Copper - 800 m3/h	
8034122361192	Polar - Island - 35 cm - Gold - 800 m3/h	
8034122363196	Polar - Island - 35 cm - Inox - 800 m3/h	
8034122342139	Polar - Island - 35 cm - White - 800 m3/h	
8034122354620	Polar - Wall - 35 cm - Black - 800 m3/h	
8034122361215	Polar - Wall - 35 cm - Copper - 800 m3/h	
8034122361239	Polar - Wall - 35 cm - Gold - 800 m3/h	
8034122363202	Polar - Wall - 35 cm - Inox - 800 m3/h	
8034122342146	Polar - Wall - 35 cm - White - 800 m3/h	
<b>Accessories</b>		
103050091	Round charcoal filter Ø170 mm - Type 6	



# Mira

**Essential volumes**  
With its geometric lines and monochrome look, the Mira hood is a veritable object of interior design, ideal for the most minimal and rigorously designed kitchens. Available in a range of finishes and different installation options both on the wall or as an island, this versatile

hood fits into any space or interior design project. LED lighting with adjustable brightness and tone gives your kitchen a pleasant atmosphere. What's more, Mira features perimeter suction, which is not only highly effective, but also easy to clean.







Black



White

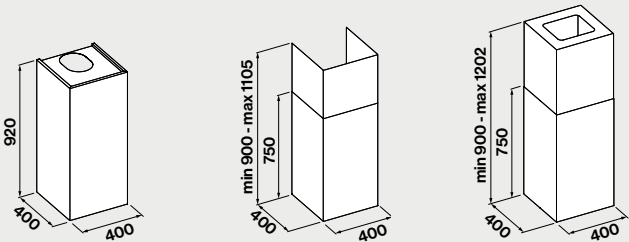


Inox

# Mira

Design Falmec Lab

<b>Installation</b>	Island/Wall
<b>Function</b>	Extracting/Filtering
<b>Dimensions</b>	Island 40 cm Wall 40 cm
<b>Materials/Finishes</b>	Painted steel white/black Stainless steel (AISI 304) scotch brite
	<div><div></div><div></div><div></div></div>
<b>Features</b>	Perimeter suction
<b>Control</b>	Electronic control
<b>Speed</b>	3 + boost
<b>Sound level</b>	Min. speed 50 dB(A) Max. speed 61 dB(A)
<b>Motor</b>	800 m³/h
<b>Filters</b>	Metallic grease filter, removable and washable Charcoal filter (optional)
<b>Lighting</b>	Dimmable lighting Dynamic Light Island 40 cm: Strip LED Wall 40 cm: Strip LED
<b>Voltage / Frequency</b>	220-240V ~ 50-60Hz
<b>Worktop minimum distance</b>	Induction 52 cm / Gas 60 cm
<b>Net weight</b>	Island 32 kg Wall 16/19/32 kg
<b>Energy class</b>	Island B Wall B



Wall Wall telescopic Island

Code	Description	Price (€)
8034122368399	Mira - Plus - Island - 40 cm - Black - 800 m3/h	
8034122368382	Mira - Plus - Island - 40 cm - Inox - 800 m3/h	
8034122368375	Mira - Plus - Island - 40 cm - White - 800 m3/h	
8034122368436	Mira - Plus - Wall (Telescopic) - 40 cm - Inox - 800 m3/h	
8034122368429	Mira - Plus - Wall - 40 cm - Black - 800 m3/h	
8034122368412	Mira - Plus - Wall - 40 cm - Inox - 800 m3/h	
8034122368405	Mira - Plus - Wall - 40 cm - White - 800 m3/h	
<b>Accessories</b>		
103050091	Round charcoal filter Ø170 mm - Type 6	
KACL.865	Air flow conveyor for re-circulation version (Wall)	
KACL.866	Air flow conveyor for re-circulation versions (Island)	



## Wall hoods

Wall-mounted hoods are traditionally the most common type, and ensure optimal extraction of fumes. Combining functionality and aesthetics, they are distinctive detached elements on the kitchen wall that enrich the space with their characteristic designs and materials. Among our wall hoods, the inclined versions guarantee greater ergonomics thanks to a “vertical” design that reduces the overall bulk of the hood itself.





# Cover

*Materic beauty*  
Matter becomes a means of expression with Falmec's Cover hood, its latest wall-mounted extraction solution. In fact, the openable front panel comes in exclusive evocative finishes that are as easy on the eye as they are pleasant to touch. Made of a hand-applied resin and clay compound, these finishes are available in warm earthy

tones such as terracotta and sand, or the intense colours of stone and slate, of which the latter can also be used as a chalkboard. Its sophisticated coating has been specially treated in order to render it not only durable, but also heat and scratch resistant. What's more, it's easy to clean - simply apply a damp cloth.







Ardesia clay



Sand clay



Terracotta clay



Stone clay



Black glass



White glass

# Cover

Design Falmec Lab

**Installation**

**Function**

**Dimensions**

**Materials/Finishes**

**Features**

**Control**

**Speed**

**Sound level**

**Motor**

**Filters**

**Lighting**

**Voltage / Frequency**

**Worktop minimum distance**

**Net weight**

**Energy class**

Wall

Extracting/Filtering

85 cm


Materic clay slate/terracotta/stone/sand  
Tempered glass white/black



Opening frontal

Electronic control

Remote control (optional)

Dialogue system 

3 + boost

Min. speed 45 dB(A)

Max. speed 61 dB(A)

600 m³/h

Metallic grease filter, removable and washable

Carbon.Zeo Microtech filter (optional)

Dynamic Light

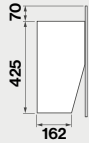
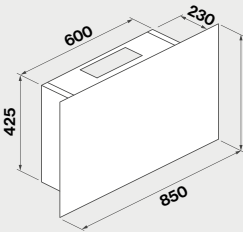
85 cm: Led 2x1,2 W - 2700 K / 5600 K

220-240V ~ 50-60Hz

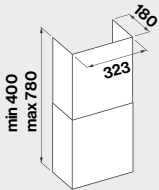
Induction 52 cm / Gas 52 cm

18 kg

B



Side view



Optional chimney

Code	Description	Price (€)
8034122363882	Cover - Wall - 85 cm - Ardesia clay - 600 m3/h	
8034122362830	Cover - Wall - 85 cm - Black glass - 600 m3/h	
8034122363912	Cover - Wall - 85 cm - Sand clay - 600 m3/h	
8034122363905	Cover - Wall - 85 cm - Stone clay - 600 m3/h	
8034122363899	Cover - Wall - 85 cm - Terracotta clay - 600 m3/h	
8034122362823	Cover - Wall - 85 cm - White glass - 600 m3/h	
Accessories		
KACL.1039	Carbon.Zeo Microtech filter	
KCCFN.00#N	Kit chimney - Black	
KCCFN.00#B	Kit chimney - White	
105080053	Remote control	





## Fusion

### *Refined linearity*

The Fusion hood has a characteristic elegant minimalism - defining geometric lines and the material effect of frosted glass contrast with a glossy profile, which houses its touch pad controls. Its high-performance 800 m<sup>3</sup>/h motor guarantees suction efficiency and an openable panel increases cooking vapour and fume extraction capacity.

The lower part of the hood has an LED strip with a dynamic, dimmable light that ensures optimal lighting of the cooking area. Fusion is also available in a filtering version with an exclusive Carbon.Zeo filter, which eliminates odours and moisture, thanks to the natural properties of coal and zeolite.



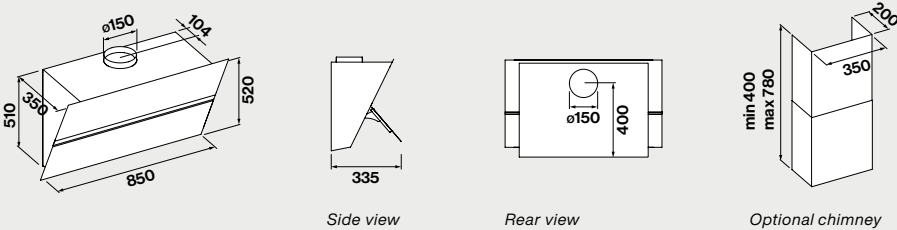





# Fusion

Design Falmec Lab

<b>Installation</b>	Wall
<b>Function</b>	Extracting/Filtering
<b>Dimensions</b>	85 cm
<b>Materials/Finishes</b>	Painted steel black Satin glass black
	
<b>Control</b>	Touch control Remote control (optional) Dialogue system 
<b>Speed</b>	3 + boost
<b>Sound level</b>	Min. speed 49 dB(A) Max. speed 63 dB(A)
<b>Motor</b>	800 m³/h
<b>Filters</b>	Metallic grease filter, removable and washable Carbon.Zeo Microtech filter (optional)
<b>Lighting</b>	Dimmable lighting Dynamic Light 85 cm: Strip Led 5,8 W - 2700 K / 5600 K
<b>Voltage / Frequency</b>	220-240V ~ 50-60Hz
<b>Worktop minimum distance</b>	Induction 52 cm / Gas 52 cm
<b>Net weight</b>	25 kg
<b>Energy class</b>	A



Code	Description	Price (€)
8034122366241	Fusion - Wall - 85 cm - Black - 800 m3/h	
<b>Accessories</b>		
KACL.1039	Carbon.Zeo Microtech filter	
KCQAN.00#N	Optional chimney - Black	
KACL.865	Air flow conveyor for re-circulation version (Wall)	
105080053	Remote control	





# Verso

## *Sophisticated versatility*

An inclined hood that is not only in line with the latest design trends, but which is also extremely versatile, Verso is an aesthetic and functional element suitable for any type of kitchen. Made up of two overlapping glass panels through which the fumes pass, it is available in 55 cm or 85 cm versions, as well as in refined glossy white or black finishes.

The upper panel can be opened and adjusted to suit your suction requirements. An 800 m<sup>3</sup>/h motor guarantees efficient performance over both the front and the lower parts of the hood. The Easy filtering version of Verso was designed with practical installation in mind, while guaranteeing exceptional effectiveness thanks to its exclusive Carbon.Zeo filters.




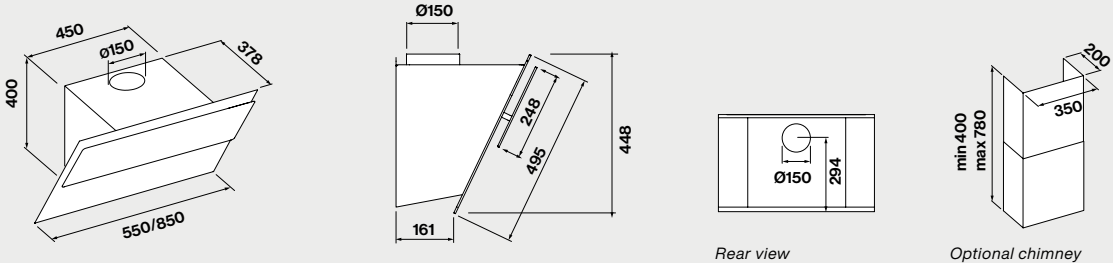




# Verso

Design Falmec Lab

<b>Installation</b>	Wall
<b>Function</b>	Extracting/Filtering
<b>Dimensions</b>	55 cm/85 cm
<b>Materials/Finishes</b>	Tempered glass white/black/grey
	<div><div></div><div></div><div></div></div>
<b>Control</b>	Touch control + 24 h function Remote control (optional) Dialogue system 
<b>Speed</b>	3 + boost
<b>Sound level</b>	Min. speed 50 dB(A) Max. speed 65 dB(A)
<b>Motor</b>	800 m³/h
<b>Filters</b>	Metallic grease filter, removable and washable Combined regenerable Carbon.Zeo filter (optional) Charcoal filter (optional)
<b>Lighting</b>	Dimmable lighting Dynamic Light 55 cm: Led 2x1,2 W - 2700 K / 5600 K 85 cm: Led 2x1,2 W - 2700 K / 5600 K
<b>Voltage / Frequency</b>	220-240V ~ 50-60Hz
<b>Worktop minimum distance</b>	Induction 52 cm / Gas 52 cm
<b>Net weight</b>	16/19 kg
<b>Energy class</b>	A




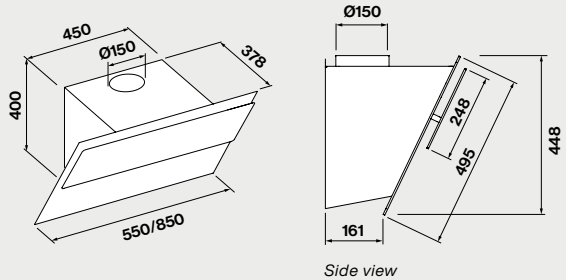
Code	Description	Price (€)
8034122368634	Verso - Wall - 55 cm - Black - 800 m3/h	
8034122368610	Verso - Wall - 55 cm - Grey - 800 m3/h	
8034122368627	Verso - Wall - 55 cm - White - 800 m3/h	
8034122368665	Verso - Wall - 85 cm - Black - 800 m3/h	
8034122368641	Verso - Wall - 85 cm - Grey - 800 m3/h	
8034122368658	Verso - Wall - 85 cm - White - 800 m3/h	
<b>Accessories</b>		
KACL.941	External Carbon.Zeo filter unit for sloped hoods	
KACL.958#NF	External Carbon.Zeo filter unit for sloped hoods (Black)	
103050091	Round charcoal filter Ø170 mm - Type 6	
KCQAN.00#I	Chimney - Inox	
KCQAN.00#N	Optional chimney - Black	
KCQAN.00#B	Optional chimney - White	
KACL.865	Air flow conveyor for re-circulation version (Wall)	
105080053	Remote control	



# Verso Easy

Design Falmec Lab

<b>Installation</b>	Wall
<b>Function</b>	Filtering
<b>Dimensions</b>	55 cm/85 cm
<b>Materials/Finishes</b>	Tempered glass white/black
	<div><div></div><div></div></div>
<b>Features</b>	Opening frontal Double suction area (frontal and lower)
<b>Control</b>	Touch control + 24 h function Remote control (optional) Dialogue system 
<b>Speed</b>	3 + boost
<b>Sound level</b>	Min. speed 50 dB(A) Max. speed 65 dB(A)
<b>Motor</b>	800 m³/h
<b>Filters</b>	Metallic grease filter, removable and washable Combined Carbon.Zeo filter, regenerable
<b>Lighting</b>	Dynamic Light 55 cm: Led 2x1,2 W - 2700 K / 5600 K 85 cm: Led 2x1,2 W - 2700 K / 5600 K
<b>Voltage / Frequency</b>	220-240V ~ 50-60Hz
<b>Worktop minimum distance</b>	Induction 52 cm / Gas 52 cm
<b>Net weight</b>	15/18 kg
<b>Energy class</b>	A




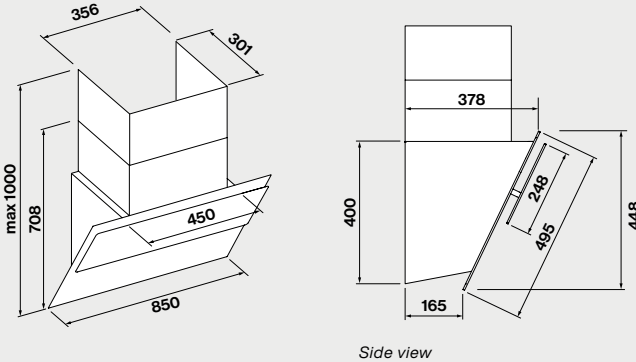
Code	Description	Price (€)
8034122365626	Verso Easy - Wall - 55 cm - Black - 800 m3/h	
8034122365619	Verso Easy - Wall - 55 cm - White - 800 m3/h	
8034122365640	Verso Easy - Wall - 85 cm - Black - 800 m3/h	
8034122365633	Verso Easy - Wall - 85 cm - White - 800 m3/h	
<b>Accessories</b>		
KACL.967	Pair of regenerable Carbon.Zeo filters	
105080053	Remote control	

# Verso NRS

Design Falmec Lab



<b>Installation</b>	Wall
<b>Function</b>	Extracting/Filtering
<b>Dimensions</b>	85 cm
<b>Materials/Finishes</b>	Tempered glass white/black
	<div><div></div><div></div></div>
<b>Features</b>	Opening frontal Double suction area (frontal and lower) NRS technology for a quieter kitchen
<b>Control</b>	Touch control + 24 h function Dialogue system 
<b>Sound level</b>	Min. speed 37 dB(A) Max. speed 46 dB(A)
<b>Motor</b>	800 m³/h
<b>Filters</b>	Metallic grease filter, removable and washable Charcoal filter (optional)
<b>Lighting</b>	Dimmable lighting Dynamic Light 85 cm: Led 2x1,2 W - 2700 K / 5600 K
<b>Voltage / Frequency</b>	220-240V ~ 50-60Hz
<b>Worktop minimum distance</b>	Induction 52 cm / Gas 57 cm
<b>Net weight</b>	33 kg
<b>Energy class</b>	B



Code	Description	Price (€)
8034122360546	Verso NRS - Wall - 85 cm - Black - 800 m3/h	
8034122360539	Verso NRS - Wall - 85 cm - White - 800 m3/h	
<b>Accessories</b>		
KACL.959	High Performance filter	
KACL.571#N	Extension H960 Wall - Black	
KACL.571#B	Extension H960 Wall - White	
KACL.400	Silent / Conveyor NRS	



# Tab

*Nordic evocations*  
The soft and minimal shapes of our Tab hood were inspired by Scandinavian design. The front panel, which can be opened to increase suction capacity, incorporates both its controls as well as an LED light, providing optimal lighting of the cooking area. A visible steel metal

anti-grease filter contrasts pleasantly with its painted surface, while the powerful motor ensures excellent suction capacity. Available in two sizes (60 cm and 85 cm), Tab fits into the kitchen wall, adding stylish personality to the environment.



Black



White



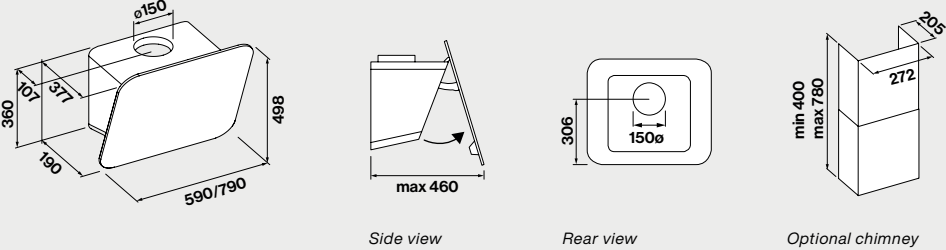




# Tab

Design Pio & Tito Toso

<b>Installation</b>	Wall
<b>Function</b>	Extracting/Filtering
<b>Dimensions</b>	60 cm/80 cm
<b>Materials/Finishes</b>	Painted steel white/black
	<div><div></div><div></div></div>
<b>Control</b>	Electronic control
<b>Speed</b>	3 + boost
<b>Sound level</b>	Min. speed 46 dB(A) Max. speed 58 dB(A)
<b>Motor</b>	800 m³/h
<b>Filters</b>	Top filter, removable and washable Charcoal filter
<b>Lighting</b>	LED lighting on body and door 60 cm: Led 4x1,2 W - 3200 K 80 cm: Led 4x1,2 W - 3200 K
<b>Voltage / Frequency</b>	220-240V ~ 50-60Hz
<b>Worktop minimum distance</b>	Induction 52 cm / Gas 55 cm
<b>Net weight</b>	17/21 kg
<b>Energy class</b>	A



Code	Description	Price (€)
8034122352053	Tab - Wall - 60 cm - Black - 800 m3/h	
8034122352046	Tab - Wall - 60 cm - White - 800 m3/h	
8034122352107	Tab - Wall - 80 cm - Black - 800 m3/h	
8034122352091	Tab - Wall - 80 cm - White - 800 m3/h	
<b>Accessories</b>		
KCTCN.001#N	Chimney - Black	
KCTCN.001#B	Chimney - White	
KACL.864	Air flow conveyor for re-circulation version (Wall)	
KACL.815	Protective cleaning cloths for stainless steel (box 10 pcs)	





# Quasar

## *Formal cleanness*

The Quasar hood's simple lines make it a perfect match for minimal and modern furnishing contexts. Available in various colours and sizes, it presents itself as a precious yet discreet object of design. Combined with tempered glass, its

perimeter suction feature guarantees aesthetic uniformity and ease of cleaning. Lastly, a powerful 4-speed motor that can be adjusted according to your needs ensures the highest performance in the extraction of cooking fumes.



White 60 cm



White 90 cm

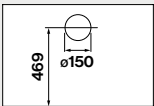
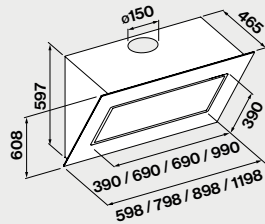




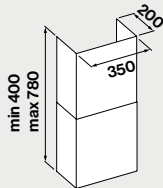
# Quasar

Design Falmec Lab

<b>Installation</b>	Wall
<b>Function</b>	Extracting/Filtering
<b>Dimensions</b>	60 cm/80 cm/90 cm/120 cm
<b>Materials/Finishes</b>	Tempered glass black/white/grey
<b>Features</b>	Perimeter suction
<b>Control</b>	Touch control + 24 h function
<b>Speed</b>	3 + boost
<b>Sound level</b>	Min. speed 46 dB(A) Max. speed 58 dB(A)
<b>Motor</b>	800 m³/h
<b>Filters</b>	Metallic grease filter, removable and washable Combined regenerable Carbon.Zeo filter (optional) Charcoal filter
<b>Lighting</b>	Dynamic Light 60 cm: Led 2x1,2 W - 2700 K / 5600 K 80 cm: Led 3x1,2 W - 2700 K / 5600 K 90 cm: Led 3x1,2 W - 2700 K / 5600 K 120 cm: Led 3x1,2 W - 2700 K / 5600 K
<b>Voltage / Frequency</b>	220-240V ~ 50-60Hz
<b>Worktop minimum distance</b>	Induction 52 cm / Gas 57 cm
<b>Net weight</b>	26/31/33/41 kg
<b>Energy class</b>	A



Rear view



Optional chimney

Code	Description	Price (€)
8034122353982	Quasar - Wall - 60 cm - Black - 800 m3/h	
8034122353975	Quasar - Wall - 60 cm - White - 800 m3/h	
8034122354002	Quasar - Wall - 80 cm - Black - 800 m3/h	
8034122353999	Quasar - Wall - 80 cm - White - 800 m3/h	
8034122354033	Quasar - Wall - 90 cm - Black - 800 m3/h	
8034122354026	Quasar - Wall - 90 cm - Grey - 800 m3/h	
8034122354019	Quasar - Wall - 90 cm - White - 800 m3/h	
8034122353968	Quasar - Wall - 120 cm - Black - 800 m3/h	
8034122353944	Quasar - Wall - 120 cm - White - 800 m3/h	
<b>Accessories</b>		
KACL.941	External Carbon.Zeo filter unit for sloped hoods	
KACL.958#NF	External Carbon.Zeo filter unit for sloped hoods (Black)	
KCQAN.00#I	Chimney - Inox	
KCQAN.00#N	Optional chimney - Black	
KCQAN.00#B	Optional chimney - White	
KACL.865	Air flow conveyor for re-circulation version (Wall)	
KACL.815	Protective cleaning cloths for stainless steel (box 10 pcs)	





304

Falmecc

Flipper



305

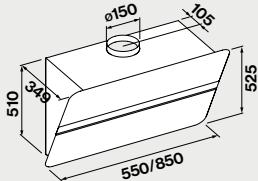
Flipper



# Flipper

Design Falmec Lab

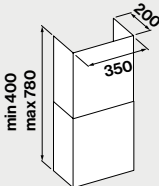
<b>Installation</b>	Wall
<b>Function</b>	Extracting/Filtering
<b>Dimensions</b>	55 cm/85 cm
<b>Materials/Finishes</b>	Satin glass white/black
	<div><div></div><div></div></div>
<b>Control</b>	Electronic control
<b>Speed</b>	3 + boost
<b>Sound level</b>	Min. speed 46 dB(A) Max. speed 58 dB(A)
<b>Motor</b>	800 m³/h
<b>Filters</b>	Metallic grease filter, removable and washable Combined regenerable Carbon.Zeo filter (optional) Charcoal filter
<b>Lighting</b>	Dimmable lighting Dynamic Light 55 cm: Led 2x1,2 W - 2700 K / 5600 K 85 cm: Led 2x1,2 W - 2700 K / 5600 K
<b>Voltage / Frequency</b>	220-240V ~ 50-60Hz
<b>Worktop minimum distance</b>	Induction 52 cm / Gas 52 cm
<b>Net weight</b>	17/25 kg
<b>Energy class</b>	A



Rear view



Side view



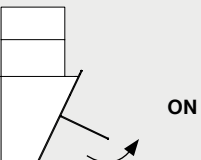
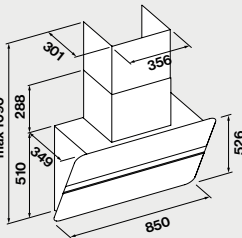
Optional chimney

Code	Description	Price (€)
8034122352213	Flipper - Wall - 55 cm - Satin Black - 800 m3/h	
8034122352190	Flipper - Wall - 55 cm - White - 800 m3/h	
8034122350363	Flipper - Wall - 85 cm - Satin Black - 800 m3/h	
8034122350004	Flipper - Wall - 85 cm - White - 800 m3/h	
<b>Accessories</b>		
KACL.941	External Carbon.Zeo filter unit for sloped hoods	
KACL.958#NF	External Carbon.Zeo filter unit for sloped hoods (Black)	
KCQAN.00#I	Chimney - Inox	
KCQAN.00#N	Optional chimney - Black	
KCQAN.00#B	Optional chimney - White	
KACL.865	Air flow conveyor for re-circulation version (Wall)	

# Flipper NRS

Design Falmec Lab

<b>Installation</b>	Wall
<b>Function</b>	Extracting/Filtering
<b>Dimensions</b>	85 cm
<b>Materials/Finishes</b>	Satin glass white/black
	<div><div></div><div></div></div>
<b>Features</b>	NRS technology for a quieter kitchen
<b>Control</b>	Electronic control
<b>Speed</b>	3 + boost
<b>Sound level</b>	Min. speed 37 dB(A) Max. speed 46 dB(A)
<b>Motor</b>	800 m³/h
<b>Filters</b>	Metallic grease filter, removable and washable Charcoal filter (optional)
<b>Lighting</b>	LED lighting 85 cm: Led 2x1,2 W - 3200 K
<b>Voltage / Frequency</b>	220-240V ~ 50-60Hz
<b>Worktop minimum distance</b>	Induction 52 cm / Gas 52 cm
<b>Net weight</b>	36 kg
<b>Energy class</b>	B



Side view

Code	Description	Price (€)
8034122353739	Flipper NRS - Wall - 85 cm - Black - 800 m3/h	
8034122355115	Flipper NRS - Wall - 85 cm - White - 800 m3/h	
<b>Accessories</b>		
101078897	High performance filter	
KACL.570#I	Extension H700 Wall - Inox	
KACL.571#N	Extension H960 Wall - Black	
KACL.571#I	Extension H960 Wall - Inox	
KACL.571#B	Extension H960 Wall - White	
KACL.400	Silent / Conveyor NRS	





# Mercurio

## *Every day elegance*

Minimal and geometric, with matt black and stainless steel finishes, our Mercurio wall hood is a simple and accessible product, but with the same quality, performance and attention to detail that characterise all Falmec products. Its complete range of functions features LED spotlights that allow you to regulate

both light brightness as well as tone, thanks to its Dynamic LED Light technology, thus creating the perfect lighting for all needs and situations. What's more, it is equipped with an integrated receiver allowing it to be controlled via remote/ radio frequency control or directly from Falmec induction hobs using Dialogue System technology.



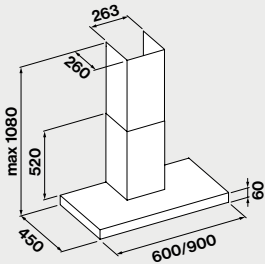




# Mercurio

Design Falmec Lab

<b>Installation</b>	Wall
<b>Function</b>	Extracting/Filtering
<b>Dimensions</b>	60 cm/90 cm
<b>Materials/Finishes</b>	Stainless steel (AISI 430) scotch brite Painted steel black
<b>Control</b>	Electronic control Remote control (optional) Dialogue system
<b>Sound level</b>	Min. speed 47 dB(A) Max. speed 56 dB(A)
<b>Motor</b>	600 m³/h
<b>Filters</b>	Metallic grease filter, removable and washable Charcoal filter (optional)
<b>Lighting</b>	Dimmable lighting Dynamic Light 60 cm: Led 2x1,2 W - 2700 K / 5600 K 90 cm: Led 2x1,2 W - 2700 K / 5600 K
<b>Voltage / Frequency</b>	220-240V ~ 50-60Hz
<b>Worktop minimum distance</b>	Induction 52 cm / Gas 63 cm
<b>Net weight</b>	12/14 kg
<b>Energy class</b>	B



Code	Description	Price (€)
8034122366302	Mercurio - Plus - Wall - 60 cm - Black - 600 m3/h	
8034122366890	Mercurio - Plus - Wall - 60 cm - Inox - 600 m3/h	
8034122365701	Mercurio - Plus - Wall - 90 cm - Black - 600 m3/h	
8034122366883	Mercurio - Plus - Wall - 90 cm - Inox - 600 m3/h	
<b>Accessories</b>		
103050107	Square charcoal filter - Type 3	
KACL.510#3	Extension kit h700 - Inox	
KACL.512#N	Extension kit h960 - Black	
KACL.512#3	Extension kit h960 - Inox	
KACL.864	Air flow conveyor for re-circulation version (Wall)	
105080053	Remote control	

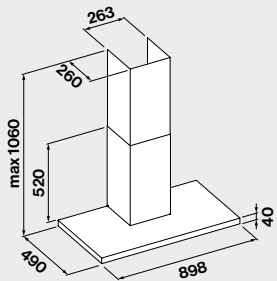




# Stream

Design Falmec Lab

<b>Installation</b>	Wall
<b>Function</b>	Extracting/Filtering
<b>Dimensions</b>	90 cm
<b>Materials/Finishes</b>	Stainless steel (AISI 304) scotch brite
	
<b>Control</b>	Electronic control
<b>Speed</b>	3 + boost
<b>Sound level</b>	Min. speed 49 dB(A) Max. speed 62 dB(A)
<b>Motor</b>	800 m³/h
<b>Filters</b>	Top filter, removable and washable Charcoal filter
<b>Lighting</b>	LED lighting 90 cm: Led 2x1,2 W - 3200 K
<b>Voltage / Frequency</b>	220-240V ~ 50-60Hz
<b>Worktop minimum distance</b>	Induction 52 cm / Gas 63 cm
<b>Net weight</b>	17 kg
<b>Energy class</b>	B




Code	Description	Price (€)
8034122331317	Stream - Wall - 90 cm - Inox - 800 m3/h	
<b>Accessories</b>		
KACL.510#I	Extension de cheminée ural H960 en inox	
KACL.512#I	Extension H960 Wall - Inox	
KACL.864	Air flow conveyor for re-circulation version (Wall)	
KACL.815	Protective cleaning cloths for stainless steel (box 10 pcs)	

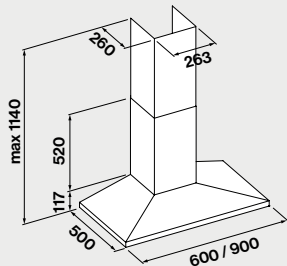




# Mizar

Design Falmec Lab

<b>Installation</b>	Wall
<b>Function</b>	Extracting/Filtering
<b>Dimensions</b>	60 cm/90 cm
<b>Materials/Finishes</b>	Stainless steel (AISI 304) scotch brite
	
<b>Control</b>	Electronic control
<b>Speed</b>	3 + boost
<b>Sound level</b>	Min. speed 49 dB(A) Max. speed 62 dB(A)
<b>Motor</b>	800 m³/h
<b>Filters</b>	Top filter, removable and washable Charcoal filter
<b>Lighting</b>	LED lighting 60 cm: Led 2x1,2 W - 3200 K 90 cm: Led 2x1,2 W - 3200 K
<b>Voltage / Frequency</b>	220-240V ~ 50-60Hz
<b>Worktop minimum distance</b>	Induction 52 cm / Gas 63 cm
<b>Net weight</b>	15/17 kg
<b>Energy class</b>	B




Code	Description	Price (€)
8034122325880	Mizar - Wall - 60 cm - Inox - 800 m3/h	
8034122326108	Mizar - Wall - 90 cm - Inox - 800 m3/h	
<b>Accessories</b>		
KACL.510#I	Extension de cheminée ural H960 en inox	
KACL.512#I	Extension H960 Wall - Inox	
KACL.864	Air flow conveyor for re-circulation version (Wall)	
KACL.815	Protective cleaning cloths for stainless steel (box 10 pcs)	

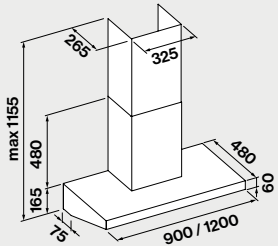




# Marte Pro

Design Falmec Lab

<b>Installation</b>	Wall
<b>Function</b>	Extracting
<b>Dimensions</b>	90 cm/120 cm
<b>Materials/Finishes</b>	Stainless steel (AISI 304) scotch brite
	
<b>Features</b>	Oil collector
<b>Control</b>	Electronic control
<b>Speed</b>	3 + boost
<b>Sound level</b>	Min. speed 53 dB(A) Max. speed 64 dB(A)
<b>Motor</b>	1000 m³/h
<b>Filters</b>	Professional Baffle Filters
<b>Lighting</b>	LED lighting 90 cm: Led 3x1,2 W - 3200 K 120 cm: Led 4x1,2 W - 3200 K
<b>Voltage / Frequency</b>	220-240V ~ 50-60Hz
<b>Worktop minimum distance</b>	Induction 52 cm / Gas 60 cm
<b>Net weight</b>	28/33 kg
<b>Energy class</b>	A/B



Code	Description	Price (€)
8034122355221	Marte Pro - Wall - 90 cm - Inox - 950 m3/h	
8034122355214	Marte Pro - Wall - 120 cm - Inox - 950 m3/h	
<b>Accessories</b>		
KACL.1032#IF	Extension H700 Wall - Inox	
KACL.1033#IF	Extension H960 Wall - Inox	
KACL.815	Protective cleaning cloths for stainless steel (box 10 pcs)	



# Zeus Pro

## *Professionalism at home*

A combination of typical features found in the hoods of the best restaurants, such as a powerful motor, professional baffle filters and oil collector, Zeus Pros is available in a home version, in order to satisfy your kitchen needs. With its

rigorous shapes and professional performance, Zeus is the ideal solution for both industrial-style and more modern furnishing environments in which there is a profound passion and taste for cooking.





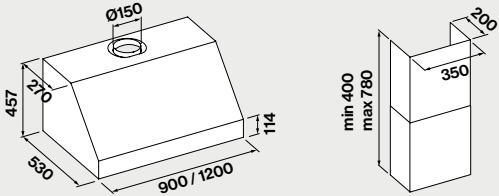


320 Falmec

# Zeus Pro

Design Falmec Lab

<b>Installation</b>	Wall
<b>Function</b>	Extracting
<b>Dimensions</b>	90 cm/120 cm
<b>Materials/Finishes</b>	Stainless steel (AISI 304) scotch brite
<b>Features</b>	Oil collector
<b>Control</b>	Electronic control
<b>Speed</b>	3 + boost
<b>Sound level</b>	Min. speed 53 dB(A) Max. speed 64 dB(A)
<b>Motor</b>	1000 m³/h
<b>Filters</b>	Professional Baffle Filters
<b>Lighting</b>	LED lighting 90 cm: Led 3x1,2 W - 3200 K 120 cm: Led 4x1,2 W - 3200 K
<b>Voltage / Frequency</b>	220-240V ~ 50-60Hz
<b>Worktop minimum distance</b>	Induction 52 cm / Gas 63 cm
<b>Net weight</b>	25/31 kg
<b>Energy class</b>	A/B



Optional chimney

Code	Description	Price (€)
8034122355313	Zeus Pro - Wall - 90 cm - Inox - 950 m3/h	
8034122355306	Zeus Pro - Wall - 120 cm - Inox - 950 m3/h	
<b>Accessories</b>		
KCQAN.00#I	Chimney - Inox	
KACL.815	Protective cleaning cloths for stainless steel (box 10 pcs)	


321 Zeus Pro

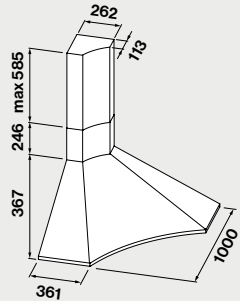




# Elios

Design Falmec Lab

<b>Installation</b>	Corner
<b>Function</b>	Extracting/Filtering
<b>Dimensions</b>	90 cm/100 cm
<b>Materials/Finishes</b>	Stainless steel (AISI 304) scotch brite
	
<b>Control</b>	Electronic control
<b>Speed</b>	3 + boost
<b>Sound level</b>	Min. speed 49 dB(A) Max. speed 62 dB(A)
<b>Motor</b>	800 m³/h
<b>Filters</b>	Top filter, removable and washable Charcoal filter
<b>Lighting</b>	LED lighting 90 cm: Led 3x1,2 W - 3200 K 100 cm: Led 3x1,2 W - 3200 K
<b>Voltage / Frequency</b>	220-240V ~ 50-60Hz
<b>Worktop minimum distance</b>	Induction 52 cm / Gas 65 cm
<b>Net weight</b>	15/19 kg
<b>Energy class</b>	B



Code	Description	Price (€)
8034122341781	Elios - Corner - 90 cm - Inox - 800 m3/h	
8034122306322	Elios - Corner - 100 cm - Inox - 800 m3/h	
<b>Accessories</b>		
KACL.560#I	Extension H850 - Wall	
KACL.815	Protective cleaning cloths for stainless steel (box 10 pcs)	

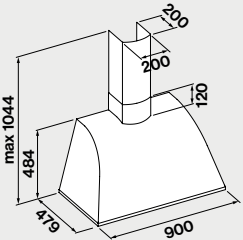




# Ginevra Boston

Design Falmec Lab

<b>Installation</b>	Wall
<b>Function</b>	Extracting/Filtering
<b>Dimensions</b>	90 cm
<b>Materials/Finishes</b>	Painted steel anthracite
	
<b>Control</b>	Slider
<b>Speed</b>	3
<b>Sound level</b>	Min. speed 49 dB(A) Max. speed 58 dB(A)
<b>Motor</b>	600 m³/h
<b>Filters</b>	Metallic grease filter, removable and washable Charcoal filter
<b>Lighting</b>	LED lighting 90 cm: Led 2x2 W (2700 K)
<b>Voltage / Frequency</b>	220-240V ~ 50-60Hz
<b>Worktop minimum distance</b>	Induction 52 cm / Gas 65 cm
<b>Net weight</b>	18 kg
<b>Energy class</b>	C



Code	Description	Price (€)
8034122409948	Ginevra Boston - Wall - 90 cm - Anthracite - 600 m3/h	





## Technical notes and accessories

Kitchen ventilation requires careful study that takes in all technical limitations, functional needs and particular aesthetic requirements. In addition to an extremely wide selection of hoods, Falmec also offers a range of accessories and solutions that guarantee maximum flexibility when choosing your hood model or type, in order to guarantee complete satisfaction in any situation.



# Filtration or extraction

## 1. Extractor hoods

These hoods are equipped with a fan that captures the vapour and sucks it through a metal grease filter before conducting it outside, along with odours and moisture.

### **Benefits:**

- High air flow,
- Humidity is conveyed to the outside,
- Highly efficient even at low speeds,
- Reduced noise when operating (after correct installation),
- No additional cost for activated carbon filters and their periodic replacement.

### **Disadvantages:**

- More complex and not always easy to install,
- Waste of energy due to it being conducted to the outside.

## 2. Filtering Hoods

These hoods are equipped with a fan that captures the vapour and sucks it through a metal grease filter before conducting it towards an additional filter that eliminates odours.

The clean air is then conveyed back into the room. Recirculation hoods normally work over several filtering cycles, requiring more time. You are therefore advised to leave your hood on for longer (compared to extraction hoods) once you have finished cooking.

### **Benefits:**

- Easy installation and a wider choice of hood,
- No additional structural work,
- Keeping energy within the home environment results in significant energy savings.

### **Disadvantages**


#### **(traditional filtration):**

- Moisture resulting from cooking vapour is not eliminated.
- Traditional carbon filters need to be replaced frequently.
- In general, filtering solutions are significantly noisier, due to their non-ducted airflow outlets.
- Traditional carbon filters partially obstruct airflow, reducing suction flow rate.

*Extractor hoods.  
The air is conveyed out  
of the house through a pipe.*



*Filtering hoods.  
The air is purified as it passes  
through an active carbon  
filter and is then redirected  
inside the room.*





# Filtering innovation

## *Technologies for better air*

Falmec presents exclusive and patented technological solutions for optimal functionality and performance. Falmec hoods, both in filtering and suction mode, meet one of our basic needs: to breathe. In-depth research, detailed design and unique technological solutions allow for optimal performance efficiency, guaranteeing the highest quality air in any space.

The focus on environmental issues and air quality in the home has prompted Falmec to develop its own filtration technologies that can guarantee to us all the benefits derived from recirculation solutions, without compromising suction performance and air sanitisation.

## *Carbon.Zeo*

Falmec's exclusive combined Carbon.Zeo filters contain natural materials such as activated carbon and zeolite, to retain odours with maximum effectiveness.

## *Carbon*

Activated carbons are materials containing mainly carbon, in the form of graphite microcrystals, that have been treated in order to obtain a porous structure with a large internal surface area. Thanks to these characteristics, they are able to retain a range of substances, attracting and absorbing their molecules.


## *Zeolite*

Zeolite is a mineral that has a high capacity for absorbing organic compounds and water vapour. A characteristic that is directly derived from its microporous crystalline structure. What's more, thanks to its chemical characteristics, zeolite is able to reduce moisture by releasing heat when coming into contact with it. Zeolite is therefore very important both in reducing odours and absorbing water vapour in the kitchen as a result of cooking.

## *Long duration*

The Carbon.Zeo combined filter has a very long life: approximately 3 years of normal hood use.

Active carbon and zeolite





# Anti-odour filter kit

**1. Ceiling**  
**Ceiling filtering unit kit with horizontal outlet**  
This accessory allows a filtering version to be installed in all Falmec ceiling hood models that use the Slim motor. Air is sucked in, ducted, filtered and re-emitted into the environment through an air evacuation kit that fits elegantly into the ceiling in which the hood is installed. This solution combines aesthetic elegance with a remarkable filtering performance thanks to its Carbon.Zeo filter, also permitting considerable energy savings.

**Carbon.Zeo ceiling filtering unit kit with vertical outlet**  
This accessory allows a filtering version to be installed in all Falmec ceiling hood models that use the Slim motor. Air is emitted into the room through the vertical wall of the ceiling lowering, minimising the aesthetic impact of the outlet grid.

Ceiling / Horizontal outlet

This accessory allows a filtering version to be installed in all Falmec ceiling hood models that use the Slim motor. Air is emitted into the room through the vertical wall of the ceiling lowering, minimising the aesthetic impact of the outlet grid.

Filter unit  
KACL.939#BF  
Carbon.Zeo

Filter spare parts  
KACL.928

False ceiling

Cut-out  
396 mm x 396 mm

min 10  
max 25

237

237

99

383

430

Ceiling / Vertical output

Filter unit  
KACL.953#BF  
Carbon.Zeo

Filter spare parts  
KACL.931

False ceiling

Grid

min.  
20 mm

500

150

Outlet grid (included in the kit)

470

135

R5

Cut-out size grid  
\*the hole must be made using the template provided

363

99

323

**2. Under base**  
**Under base filter unit**  
These filtering solutions are equipped with Carbon.Zeo technology and are installed below the kitchen plinth to improve the filtering capacity of Falmec products.

**Slim under-base filtering unit (60 mm in height)**  
This solution is designed to obtain better filtration performance even in kitchens with lower plinths of up to 6 cm in height. This solution uses alveolar carbon filtration technology that lasts up to 5 years. We recommend reconditioning your filter annually by placing it in your oven, at a temperature of 160°, for an hour. Each filter can be reconditioned a maximum of 5 times.

Under base

Filter unit kit under base  
KACL.930  
Carbon.Zeo

Filter spare parts  
KACL.931

Outlet grid (included in the kit)

448

37

385

Cut-out size grid

99

363

323

Slim under base

Filter unit kit under base  
Slim h 60mm  
KACL.951

Filter spare parts  
KACL.952

Aluminium grid for air outlet  
KACL.955

Outlet grid Outlet grid

500

150

482

46

R5

Cut-out size grid

59

412

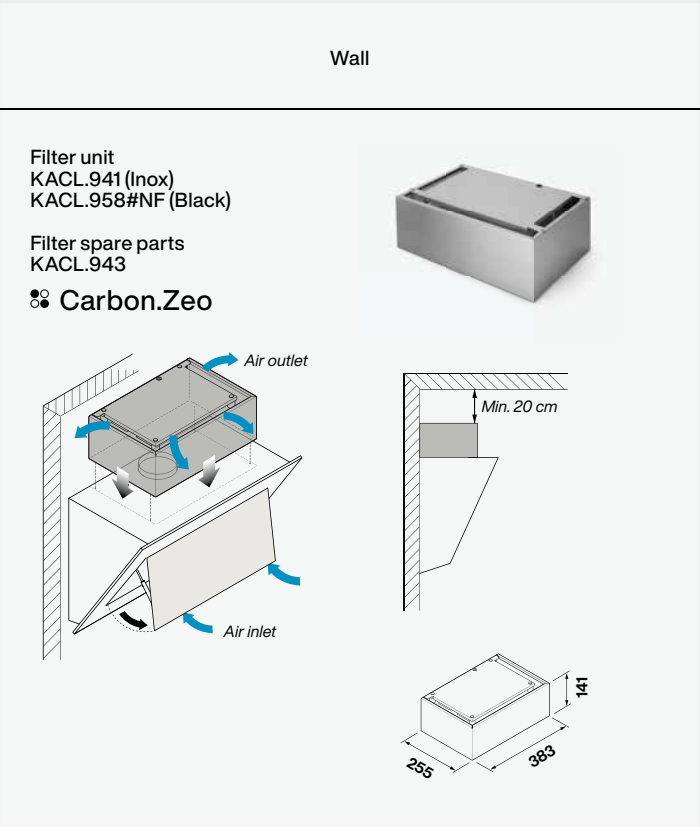
497

249



# Anti-odour filter kits

**3. Wall**  
**Wall filtering unit**  
**for inclined hoods**  
This new accessory is designed to improve the performance of inclined wall hoods installed in filtering mode. It can be fitted to the upper part of the following hood models: Fusion, Verso. This accessory can also be added to hoods that have already been installed, in order to improve performance. The unit comes in AISI 304 stainless steel or painted black finishes.



# Spare parts anti-odour filters

**1. Activated carbon filters**  
Anti-odour filters should only be installed in filtering version hoods. Activated carbon absorbs cooking odours.

- Type 3 (rectangular)  
cod. 103050107
- Type 2 (round)  
cod. 103050102 (x2)
- Type 6 (round)  
cod. 103050091 (x2)
- Green Tech Ø 192 (round)  
cod. 103050093 (x2)

**2. Carbon.Zeo filters**  
Carbon.Zeo filters contain natural materials such as activated carbon and zeolite, a mineral of volcanic origin, with a crystalline molecular structure that absorbs fumes and bad odours. What's more, zeolite generates heat when it comes into contact with vapour flows, helping to reduce the moisture that is created when cooking. The Carbon.Zeo combined filter comes with a minimum 3-year guarantee and has an estimated maximum life of 5 years of normal hood use. We recommend reconditioning it every 18 months by placing it in your oven, at a temperature of 200°C, for two hours.

**3. Carbon.Zeo Microtech filter**  
Carbon.Zeo "Microtech" is a cutting edge solution that consists of carbon and zeolite microspheres integrated into a reticular, porous polyurethane structure which, compared to standard Carbon.Zeo filters, guarantees better filtration performance as well as easier maintenance and reconditioning. This filter must be washed in the dishwasher, without using detergents, on a rapid washing cycle (60 min) at 60°, before being dried in a static oven at a maximum of 50° for 60 minutes. We recommend reconditioning every 4 months (or after 100 hours of use) a maximum of 9 times, resulting in a total lifespan of 3 years, based on intensive hood use.

**4. E.ion System ionizing elements**  
New ionizing elements must be replaced after 5 years. See instruction booklet for replacement instructions.

Anti-odour filters






Filter table

Hood	Carbon filters	Carbon.Zeo	
		Filter kit	Spare parts
Air Wall	-	KACL.951* KACL.930	KACL.952* KACL.931
Alba	-	KACL.939#BF (Horiz.) KACL.953#BF (Vert.)	KACL.928 (Horiz.) KACL.931 (Vert.)
Aura	-	-	KACL.935
Built-in	103050091	-	-
Brera	-	-	KACL.1006
Brera 75	-	-	KACL.1037
Cover	-	-	KACL.1039
Dama	-	-	KACL.944
Down Draft	-	KACL.951* KACL.930	KACL.952* KACL.931
Elios	103050091	-	-
Elle	-	-	KACL.1039
Europa	103050107	-	-
Europa 175	-	-	KACL.1039
Flipper	103050091	KACL.941 (Inox) KACL.958#NF (Black)	KACL.943
Flipper NRS	2x103050102	-	-
Fusion	-	-	KACL.1039
Ginevra Boston	103050102	-	-
Gr. Incasso	103050091	-	-
Gr. Incasso Green Tech	103050093	-	-
Gr. Incasso Murano	103050091	-	-
Gr. Incasso No-Drop	103050091	-	-
Gr. Incasso NRS	-	-	KACL.1039
Gr. Incasso Pro	-	-	-
Laguna	103050091	-	-
Levante	-	-	KACL.944
Level	-	-	KACL.1042
Level Invisible	-	-	KACL.1042
Level One	-	-	KACL.1042
Light	-	-	KACL.964
Luce (Wall/Island)	103050107	-	-
Lumen (Wall/Island)	103050107	-	-
Lumen Island 175	-	-	KACL.1039
Lumen NRS	-	-	KACL.1039
Lumen Island 175 NRS	-	-	KACL.1039
Lumina NRS (Wall/Island)	-	-	KACL.1039
Mare E.ion	-	-	101078810
Marilyn E.ion	-	-	101078810
Mercurio	103050107	-	-
Mira (Wall/Island)	103050091	-	-
Mizar	103050107	-	-
Monolith	-	-	KACL.1006
Move	-	-	KACL.1039

\*carbon filter

Hood	Carbon filters	Carbon.Zeo	
		Filter kit	Spare parts
Nube	-	KACL.939#BF (Horiz.) KACL.953#BF (Vert.)	KACL.928 (Horiz.) KACL.931 (Vert.)
Nuvola 140	-	KACL.939#BF (Horiz.) KACL.953#BF (Vert.)	KACL.928 (Horiz.) KACL.931 (Vert.)
Nuvola 90	-	KACL.939#BF (Horiz.) KACL.953#BF (Vert.)	KACL.928 (Horiz.) KACL.931 (Vert.)
Parallel	-	-	KACL.1039
Plane (Wall/Island)	-	-	KACL.1039
Plane NRS (Wall/Island)	-	-	KACL.1039
Plane No-Drop (Wall/Island)	-	-	KACL.1039
Polar	103050091	-	-
Quantum Pro	-	KACL.930 KACL.951	KACL.931 KACL.952
Quantum Pro Easy	-	-	KACL.963
Quasar	103050091	KACL.941 (Inox) KACL.958#NF (Black)	KACL.943
Shelf	-	-	KACL.968
Sirio	-	KACL.939#BF (Horiz.) KACL.953#BF (Vert.)	KACL.928 (Horiz.) KACL.931 (Vert.)
Skema	-	KACL.939#BF (Horiz.) KACL.953#BF (Vert.)	KACL.928 (Horiz.) KACL.931 (Vert.)
Soffio	-	-	KACL.944
Sophie	-	-	KACL.944
Spazio	-	-	KACL.944
Stella	-	KACL.939#BF (Horiz.) KACL.953#BF (Vert.)	KACL.928 (Horiz.) KACL.931 (Vert.)
Stream	103050107	-	-
Tab	103050091	-	-
Vega	-	-	KACL.944
Verso	103050091	KACL.941 (Inox) KACL.958#NF (Black)	KACL.943
Verso Easy	-	-	KACL.967
Verso NRS	KACL.959	-	-
Vetra	-	-	KACL.944
Vogue	-	-	KACL.944
Virgola	KACL.960	-	KACL.1039
Virgola Touch	-	-	KACL.1039
Virgola No-Drop Touch	-	-	KACL.1039
Virgola Touch NRS	-	-	KACL.1039
Zenith NRS	-	-	KACL.1039
Zephiro E.ion	-	-	101078810
Zero	-	KACL.930 KACL.951	KACL.931 KACL.952
Zero Easy	-	-	KACL.1043





## Spare parts anti-grease filters

### **1. Metal Filters (standard)**

The basic function of the grease filter is to collect grease resulting from cooking. Falmecc metal filters have been designed to ensure excellent grease retention capacity. Therefore, they have an internal multilayer aluminium structure composed of corrugated meshes (allowing for maximum filtering surface area). The frame and the external meshes are made of Scotch Brite steel, a material that maintains a perfect shine over time.

### **2. Professional Baffle Filters**

Baffle filters are standard on all our Professional collection hoods. Inspired by the world of professional catering, their particular structure, featuring crossed blades, means that oil and vapour is condensed and delivered to a special container that is easy to remove and wash.


### **3. Top Filters**

Our TOP grease filters have the same high retention characteristics as our metal filters, but feature an external “checkerboard” Scotch Brite steel frame with a smooth surface that facilitates cleaning while at the same time catering for aesthetic needs. Internally, they have a multi-layered structure of steel and aluminium metal meshes designed to achieve an optimal pressure loss/filtering efficiency ratio.

### **4. No-Drop system filters**

No-Drop filters feature innovative technology that finally solves the problem of the formation of condensation caused by cooking vapour, an unpleasant yet common occurrence, especially when using induction hobs. These metal filters are positioned as a set of crossed blades and are designed to condense cooking vapour that is then conveyed to and collected in a special collector. The surfaces of these filters are also treated with a particular coating that, when cooking, prevents the formation of droplets of condensation, which are instead reduced and uniformly distributed over the filters’ surfaces.


#### **Metal anti-grease filters**



1. Metal filters



2. Professional Baffle filters



3. Top filters



4. No-Drop system filters



# Motors

**Air flow / suction capacity**

It is important to confirm how much airflow is required, which normally depends on the size of the room and how often the hood is used. Correct airflow can be determined by multiplying the volume of the room by ten, i.e. the recommended number of times that the air should be recycled per hour. For example, the calculation for a kitchen with dimensions of 4m x 4m x 2.7m would be: (4 x 4 x 2.7) x 10 = 432 m3/h. Therefore any hood with a suction capacity of 432 m3/h will provide sufficient ventilation.

**Positioning of the motor**

Regardless of the position of the motor (internal, remote under-roof or remote external), the extracted airflow will remain constant, in accordance with the amount of friction it encounters along the installation path. There will be a difference in pressure at the entrance and exit of the duct, however the final result will always be the same. Therefore, the installation of a remote motor (under-roof or outdoor) does not affect performance negatively.

## 800 m³/h motor

Researched and designed to optimise fluid dynamics and, consequently, performance, the 800 m³/h motor provides both excellent suction capacity and energy consumption efficiency (class A). This motor is extremely stable and perfectly balanced due to a double support bracket that holds it in place. Its auger is made of a particular resin with mineral filler: an innovative material that guarantees robustness, solidity and reduced noise.

## High Performance Motor

The 950 m3/h High Performance motor offers even more power, guaranteeing higher suction capacity. It is used in Falmec's Professional collection, a range designed to offer professional performance even at home.

## Brushless Motor

The brushless motor with electronic control optimises performance in all phases and conditions of operation. Permanent magnets fixed to the motor allow the hood to absorb energy. Energy consumption, when compared to traditional motors, is reduced by 60% when used at the fourth speed, with maximum capacity, and as much as 90% when operating at the first speed.

## Slim motor

The Slim motor's compact dimensions minimise space and allow it to be installed in extremely small spaces. It guarantees excellent performance and a large suction capacity, thanks to a highly efficient double-axial motor. It is particularly suitable for models fitted in false ceilings or within the kitchen's base, such as the Down Draft model.

## Standard motors (in hood)

800 m3/h Motor  
High Performance Motor



## Brushless Motor



Slim Motor 800 m3/h for ceiling hoods:  
KACL.782#49F



## Remote units

Opting for a remote motor is the right choice for those looking to improve hood silence, by moving away from the source of the noise, without compromising suction performance. You can choose between an indoor motor (remote/ under-roof motor), and one fitted to an external wall of the house (external motor). If the hood is already equipped with a motor, it must be removed before installation.

## External extractors

Falmec's external motors stand out due to their compact size, high efficiency and installation, which is particularly easy, even when having to protecting them from adverse weather conditions. They are available as an accessory that is compatible with all models of hoods equipped with an 800 m3/h motor.

## Remote under-roof/ indoor

These units are available as an accessory for all models equipped with an 800 m3/h motor, and can be installed under the roof or in any space inside the house.

## External motors

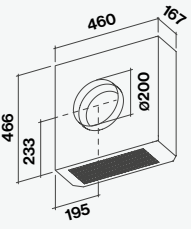
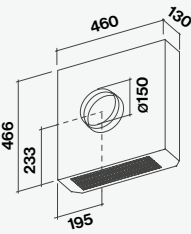


1000 m3/h  
1000 m3/h motor kit.  
7 metre power cable.  
Only suitable for hoods with an 800 m3/h motor.  
Weight: 13 kg

KACL.786#41F

1500 m3/h  
1500 m3/h motor kit.  
7 metre power cable.  
Only suitable for hoods with 800 m3/h motor. Suggested use of ducts 200 mm in diameter.  
Weight: 15 kg

KACL.796#4AF



## Under roof remote motors



950 m3/h motor  
950 m3/h motor kit.  
7 metre power cable.  
Only suitable for hoods with 800 m3/h motor (when used as a remote-under roof motor).  
Weight: 9 kg

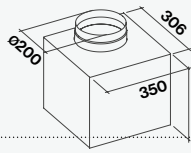
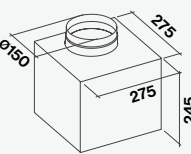
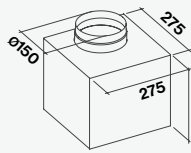
KACL.798#41F

1100 m3/h brushless motor  
1100 m3/h motor kit.  
7 metre power cable.  
Only suitable for hoods with 800 m3/h motor (when used as a remote-under roof motor).  
Weight: 8 kg

KACL.770#41F

1300 m3/h motor  
1300 m3/h motor kit.  
7 metre power cable.  
Only suitable for hoods with 800 m3/h motor (when used as a remote-under roof motor). Suggested use with 200 mm diameter pipes.  
Weight: 14 kg

KACL.797#4AF





Installation

**1. Distance from the hob**  
We suggest that installation takes place according to the minimum or maximum distance between the hob and hood, as indicated in each model’s corresponding booklet.

**2. Dimensions**  
In order to obtain maximum effectiveness, the suction surface must cover the length of the hob. In any case we recommend a model that is longer than the surface area of the hob itself.

**3. Pipes and ducting**  
Another fundamental aspect concerns the correct installation and the use of appropriate piping for the ducting of fumes. Errors or carelessness in installation can lead to significantly low performance and an increase hood noise levels.

**4. Airflow friction**  
The motor generates airflow through a duct, whose walls cause friction, resulting in decreased performance. For correct installation and optimal operation, it is advisable to:

- use rigid pipes, with a diameter of no less than that indicated;
- limit the air travelling too far (no greater than 7 m) and minimise the number of curves.



Learn more about installation in extraction mode



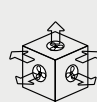
Learn more about installation in filtration mode

Installation options for ceiling hoods

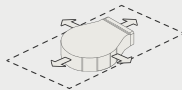
Motor on hood		Indoor under roof motor	
Motor installed on the hood	KACL.782#49F Slim 800 m3/h Use of rectangular 220x90 mm pipes	Indoor under roof motor with round ducting	Indoor under roof motor with rectangular ducting
KACL.798#41F 950 m3/h		KACL.798#41F 950 m3/h	KACL.798#41F 950 m3/h
KACL.770#41F 1100 m3/h Brushless Use of ø150 mm pipes		KACL.770#41F 1100 m3/h Brushless Use of ø150 mm pipes	KACL.770#41F 1100 m3/h Brushless Use of rectangular 220x90 mm pipes
		KACL.797#4AF - 1300 m3/h Use of ø200 mm pipes and flange (KACL.396)	Important: for rectangular ducting, the fittings KACL.789 and KACL.376 are required.

External motor		Filtering mode	
External motor* with round ducting	External extractor* with rectangular ducting	Slim motor with Carbon.Zeo filtering unit.	Slim motor with filtering unit Vertical Carbon.Zeo
KACL.786#41F - 1000 m3/h Use of ø150 pipes	KACL.786#41F - 1000 m3/h Use of rectangular 220x90 mm pipes	KACL.782#49F Slim 800 m3/h Use of rectangular 220x90 mm pipes min. 1,5 m	KACL.782#49F Slim 800 m3/h Use of rectangular 220x90 mm pipes min. 1,5 m
KACL.796#4AF - 1500 m3/h Use of ø200 pipes and flange (KACL.396)	Important: for rectangular ducting, the fittings KACL.789 and KACL.376 are required.	KACL.939#BF Carbon.Zeo filtering kit	KACL.953#BF Carbon.Zeo Vertical filtering kit
*External extractors must be positioned so that they are sheltered from adverse weather conditions	*External extractors must be positioned so that they are sheltered from adverse weather conditions.		

Directable air outlets



Standard motor unit  
5 directions

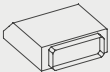


4 directions Slim motor unit  
(Depending on the position of the motor)

Fittings



ø200 flange  
KACL.396



220x90 mm connection  
KACL.789

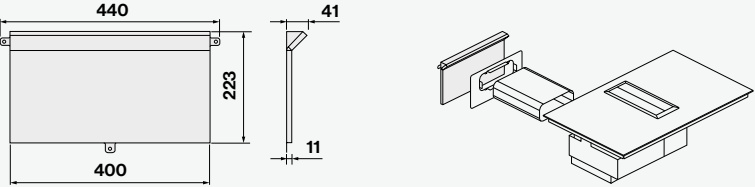


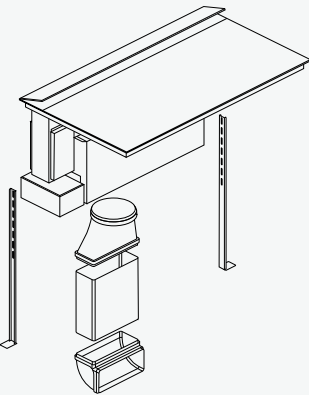
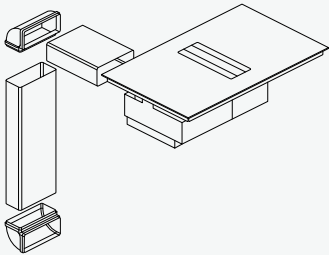
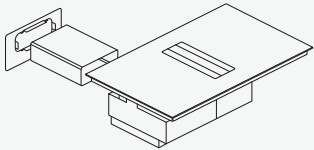
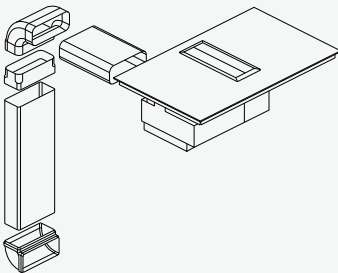
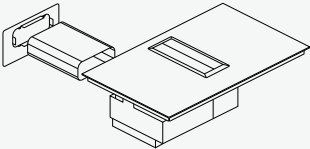
ø150/220x90 circular/  
rectangular connection  
KACL.376



# Cooking installation options

In order for the product to function optimally, it must be correctly installed in the kitchen cabinet. In fact, to facilitate this operation, Falmec offers multiple options with and without ducting. Hobs with integrated suction come with a series of components, included in the package, designed to assist in the principal assembly needs. In cases that require more complex configurations, a range of tubes and accessory fittings is also available.

Noise baffle for Zero Easy and Quantum Pro Easy	
	KACL.1036 (this item is included in the Quantum Pro model package)

Brera	Zero	Quantum Pro
	    Zero Easy	    Quantum Pro Easy

# Cooking accessories

Our Cooking collection offers a range of accessories designed to improve your experience when using Falmec induction hobs and extraction hoods. Our grills and premium kitchenware sets are suitable for induction cooking and are able to cater for all your food preparation needs.





Rectangular grill	
	KACL.1017 - 249 €  Pressed cast aluminium induction grill with scratch-resistant coating, resistant to up to 300°C. Suitable for cooking areas with bridge.  41x24 cm
Black frame	Silence Kit
	
KACL.155#NF (Quantum Pro / Quantum Pro Easy, Zero / Zero Easy)  Opaque black painted metal protective perimeter frame	KACL.1026  Allows you to further improve the extraction silence.
Premium cookware for induction	
KACL.1020  8 piece kitchenware set of various sizes: 3 casserole dishes, 2 pans 3 lids. Cast aluminium body. Extremely thick aluminium and heat-radiating steel bottom. 4-layer granite-effect non-stick interior. Removable handles. Oven resistance of up to 180°.	KACL.1019  9 piece kitchenware set of various sizes: 3 casserole dishes, 1 pot, 1 pan, 4 lids. 18/10 stainless steel body. Multilayer heat-radiating steel/aluminium/steel base. Steel lids and handles.
	



Ducting accessories.

Circular/flat bend	Horizontal/flat elbow	Round bend	Vertical/rectangular elbow
KACL.387 ø125/150x70 KACL.371 ø150/220x90	KACL.385 150x70 KACL.367 220x90	KACL.390 ø125 KACL.391 ø150 KACL.341 ø200	KACL.386 150x70 KACL.369 220x90
			
Rigid flat pipe	Rigid round pipe	Flat junction	Round junction
KACL.381 150x70x1200 KACL.352 220x90x1200	KACL.382 ø125x1200 KACL.358 ø150x1200 KACL.340 ø200x1200	KACL.383 150x70 KACL.356 220x90	KACL.384 ø125 KACL.380 ø150 KACL.342 ø200
			
Circular/flat connector	Flexible ducting belt	Connector	Rectangular duct holder
KACL.388 ø125/150x70 KACL.376 ø150/220x90	KACL.363 ø125 KACL.364 ø150	KACL.343 ø150/ø200 103040201 ø125/ø150	KACL.389 150x70 KACL.362 220x90
			
Aluminium pipe extendable to up to 3 m	Flange for motors and high power extractor (1500 - 1300 m3/h)	Gravity wings grid	Base grid for Under base filter h60 mm
KACL.359 ø125 x 800-3000 KACL.360 ø150 x 800-3000	KACL.396 ø200 KACL.398 ø150	KACL.348 ø125 / ø150	KACL.955 500x60
			

Conveyers for filtering models


Hood	Silent / Conveyor NRS KACL.400	Conveyors Island KACL.866	Conveyors Wall KACL.864	Conveyors Wall KACL.865
The conveyor allows (in filtering hoods) a better distribution of the outgoing air, optimising its flow and reducing turbulence, which is often a source of noise. It is only suitable for hood models with 800 m3/h motor equipped with standard carbon filters (type 3 or type 6).				
Elle		•		
Europa		•		
Europa 175		•		
Flipper				•
Flipper NRS	•			
Fusion				•
Luce (Island)		•		
Luce (Wall)			•	
Lumen (Island)		•		
Lumen (Wall)			•	
Lumen NRS	•			
Lumen Island 175		•		
Lumen Island 175 NRS	•			
Lumina NRS	•			
Mercurio			•	
Mira (Island)		•		
Mira (Telescopic wall)				•
Mizar			•	
Plane (Island)		•		
Plane (Wall)				•
Plane No-Drop (Island)		•		
Plane No-Drop (Wall)				•
Plane NRS	•			
Quasar				•
Stream			•	
Tab			•	
Verso				•
Verso NRS	•			
Zenith NRS	•			

Available in three versions depending on models for both wall-mounted hoods and for island hoods.  
The kit also includes a pipe 300 mm with ø 150 mm to direct air to the conveyer.



# Extensions

**Extensions**  
For kitchens with particularly high ceilings, Falmecc offers a solution that allows to maintain the maximum advised distance between the hood and the hob without compromising on an elegant and aesthetic result. It is possible to choose from various models of chimney extensions.

Extensions			
	H 700 Wall	H 960 Wall	H 1200 Island
	Flipper NRS KACL.570#I (Inox)	Flipper NRS KACL.571#I (Inox) KACL.571#B (White) KACL.571#N (Black)	Elle KACL.557#N (Black)
	Luce KACL.510#I (Inox)	Luce KACL.512#I (Inox)	Europa 175 KACL.557#N (Black)
	Lumen KACL.510#I (Inox)	Lumen KACL.512#I (Inox)	Luce KACL.557#I (Inox)
	Lumen NRS KACL.570#I (Inox)	Lumen NRS KACL.571#I (Inox)	Lumen KACL.557#I (Inox)
	Lumina NRS KACL.570#I (Inox)	Lumina NRS KACL.571#I (Inox)	Lumen NRS KACL.572#I (Inox)
	Marte Pro KACL.1032#IF (Inox)	Marte Pro KACL.1033#IF (Inox)	Lumen Island 175 KACL.557#I (Inox)
	Mercurio KACL.510#3 (Inox)	Mercurio KACL.512#3 (Inox) KACL.512#N (Black)	Lumen Island 175 NRS KACL.572#I (Inox)
	Mizar KACL.510#I (Inox)	Mizar KACL.512#I (Inox)	Lumina NRS KACL.572#I (Inox)
	Plane KACL.1032#IF (Inox) KACL.1032#BF (White) KACL.1032#NF (Black)	Plane KACL.1033#IF (Inox) KACL.1033#BF (White) KACL.1033#NF (Black)	Plane KACL.557#I (Inox) KACL.557#B (White) KACL.557#N (Black)
	Plane No-Drop KACL.570#I (Inox)	Plane No-Drop KACL.571#I (Inox)	Plane No-Drop KACL.557#I (Inox)
	Plane NRS KACL.570#I (Inox)	Plane NRS KACL.571#I (Inox) KACL.571#N (Black)	Plane NRS KACL.572#I (Inox) KACL.572#N (Black)
	Stream KACL.510#I (Inox)	Stream KACL.512#I (Inox)	
		Verso NRS KACL.571#B (White) KACL.571#N (Black)	

# Operation and maintenance

**Remote control**  
In order to operate all its ceiling models in maximum comfort, Falmecc offers free remote control with a display that allows you to manage the different functions of the hood.  
Cod. 105080053



**Steel cleaning**  
Falmecc uses only materials of the highest quality to create its hoods. For this reason it is important to care for them using the most suitable products, in order to guarantee a perfect finish and long-lasting wear. For models created in stainless steel, Falmecc has created unique cleaning wipes that give extra shine to your hood. They are impregnated with a special mix of oils that prevent dirt particles from being deposited and prevent fingerprints marks, giving a clean, shining finish. The hood can be washed with hot water and a neutral detergent. Once dry, simply wipe down with Magic Steel wipes in the direction of the satin finish, buff with a soft cloth (still in the direction of the finish) and leave to dry.

Magic Steel protective wipes for stainless steel surfaces.  
KACL.815 (box 10 pz)



Falmec S.p.A

via dell'Artigianato, 42 z.i.  
31029 Vittorio Veneto  
Treviso — Italy  
info@falmec.com  
falmec.com

*Images*  
Nudesign

*Photography and styling*  
Eye Studio / Beppe Mangia

*Graphic design*  
Designwork

*Texts editing*  
Daniele Varelli

*Post-production photos  
and colour separation*  
Luce Group

Printed in Italy  
©January 2024

Falmec declines all responsibility for any inaccuracies contained in this catalogue that are due to typos and copying errors.

Falmec Spa hereby reserves the right to make - at any moment and without prior notice - all the technical, aesthetic and functional alterations to the products that it believes necessary for their improvement.

Models, images and technical solutions presented in this catalogue are protected by industrial property rights.

The printing process does not always permit a faithful reproduction of original tones and materials.

This catalogue is the exclusive property of Falmec Spa. All rights are reserved. Any form of total or partial reproduction of this catalogue is strictly forbidden.



**falmec**